







**XHD Series**

# EXTREME HEAVY-DUTY BUCKET

IDEAL FOR USE WITH TERRAIN THAT HAS BEEN MINED OR BLASTED



**SAFETY FACTOR 4X THE MAXIMUM STRENGTH OF THE EXCAVATOR.**

**LOADING AND DUMPING AT OPTIMIZED ANGLES.**

**RECOMMENDED CHOICE IF YOU CHANGE YOUR TEETH EVERY 200 HOURS.**

**AVAILABLE FOR EXCAVATORS RANGING FROM 20 TO 120 TONS.**

- Easily interchangeable bolted-on wear plates
- Wear plates are added on the backing and side boards to prevent premature wear
- The half-arrow edge is 100 %protected
- Heel shrouds will protect your bucket welds from abrasion and premature wear
- The V-shaped blade makes penetrating blasted materials easy

## **These buckets are designed for the worst winter and mining conditions.**

- Manufactured from extremely wear-resistant materials and are assembled with great precision.
- Our XHD buckets are subject to several quality tests and are approved by an engineer.





G4P Series

# 4-IN-1 BUCKET

COMBINES THE USE OF A GRAPPLE, THE STRENGTH OF A STANDARD THUMB, AND THE FUNCTIONS OF A DITCHING BUCKET



Bucket with teeth

Grapple

Ditching bucket

Clam shell bucket

- COMPACT AND VERSATILE DESIGN
- ELIMINATE MAINTENANCE PROBLEMS
- 45° INCLINATION ON EACH SIDE

### AVAILABLE FOR EXCAVATORS RANGING FROM 3.5 TO 40 TONS.

- Better precision and control
- Maximizes the efficiency of your attachment
- Improves safety on construction sites
- Increases machine productivity and versatility

### PROPOSED COMBINATION WITH TILTING QUICK-COUPLER

- 45° inclination on each side
- Maximizes the efficiency of your attachment
- Available for all types of quick-couplers

**EASILY SWITCH BETWEEN LEVELING, HANDLING, DIGGING, AND EXCAVATING.**







**GPT Series**

# TILT DITCHING BUCKET

45° TILT ON EACH SIDE

-SUPERIOR DESIGN, 45° TILT ALLOWS MOVEMENT ON EACH SIDE.

-SAVES TIME AND MONEY FOR THE OPERATOR.

-AVAILABLE IN DIFFERENT SIZES AND CAPACITIES FOR DIFFERENT TYPES OF WORK AND EXCAVATORS.

**AVAILABLE IN 2 OPTIONS:**

- WITH CYLINDERS
- WITH HELICAL ROTATION (HELAC)

- HYDRAULIC CYLINDERS WITH TOTAL PROTECTION FROM DEBRIS
- HARDENED CHROME-PLATE AXLE WITH GREASEABLE WEARING RINGS
- AVAILABLE IN MULTIPLE DIMENSIONS AND CAPACITIES FOR DIFFERENT TYPES OF WORKS AND EXCAVATORS

**AVAILABLE FOR EXCAVATORS RANGING FROM 3.5 TO 40 TONS.**

Interchangeable female coupler

Hardened chrome plate

Interchangeable bolted blade optional





GPF Series

# DITCHING BUCKET

FILLING AND DUMPING AT OPTIMIZED ANGLE



## BUILT SOLID

GRYB ditch buckets are built with solid and resistant steel, allowing you to work with great precision. Available in different sizes and capacities for different types of work and excavators.



- Filling and dumping at optimized angle
- Reversible quick-coupler available up to 15 tons
- For excavators ranging from 1.5 to 40 tons





GSF | GSD Series

# SKELETON BUCKET

IDEAL FOR RECYCLING MATERIALS



## BUCKET MADE OF HEAVY-DUTY STEEL EXTENDED WEAR RESISTANCE

MAINLY DESIGNED FOR EXCAVATION AND DITCHES.

- Space between plates can be customized from 1 in to 24 in based on your needs
- General purpose model also available
- For excavators ranging from 12 to 40 tons
- Optional: interchangeable bolted cutting edge
- Optional: interchangeable bolted teeth



Custom made to suit your needs

Spacing for the fork opening from 1 in to 24 in




GPV Series

# TRAPEZOIDAL BUCKET

PERFECT FOR TRENCH DIGGING



- Saves time
- 45° cutting edge angle
- Optional: interchangeable teeth
- For excavators ranging from 3.5 to 40 tons







GRD Series

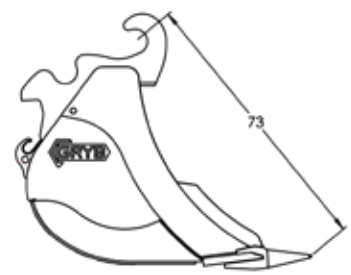
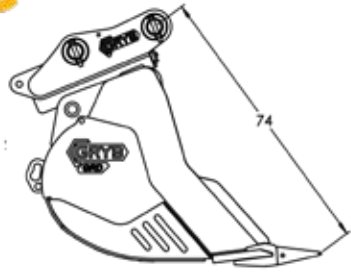
# RECESSED BUCKET

TO OPTIMIZE FORCE

**NEW!**



The **GRYB Recessed Bucket** combined with a standard Pin Grabber provides excavation power equal to the original bucket thanks to its exclusive shape, which respects the conventional excavator tilting radius.




PEI Series

# ROOT RAKE

IDEAL FOR CLEARING AGRICULTURAL OR WOODED LAND

The curvature makes extraction and handling a breeze. Whether it's clearing farmland or forests, nothing can stop it.



- Extra heavy-duty steel design
- Available in different sizes for different types of work

## PROPOSED COMBINATION

A grapple or a thumb can be added to your rake.

This combination will assist you during your material handling situations. It is the needed helping hand to speed up work.

Interchangeable teeth optional



- CHOICE OF INTER-FINGERS SPACE
- CHOOSE THE NUMBER OF FINGERS
- ANTI-TRAPPING SYSTEM INCLUDED



RIP Series

# RIPPER



THE ARCHED SECTION ALLOWS FOR EASY PENETRATION OF ROCKY AND FROZEN GROUND



Bolted-on interchangeable tooth

- Made of heavy duty steel
- Offers a superior digging force and a leverage effect
- Available in different sizes for different types of work and excavators

- INTERCHANGEABLE BOLT-ON TOOTH
- MINIMAL MAINTENANCE
- FOR EXCAVATORS RANGING FROM 1.5 TO 85 TONS



STS Series

# STUMP SHEARS



IDEAL FOR CLEARING FARMLAND OR FORESTS



Bolted-on interchangeable teeth

Female bolted and interchangeable quick-coupler

2 interchangeable cutting edges

### INNOVATIVE DESIGN

Allows you to perform long range jobs thanks to the ideal shape and angle of clearance of the removable part.

For excavators ranging from 1.5 to 40 tons.

- 2 X STRONGER THAN THAT OF THE COMPETITION
- BUILT OF EXTRA HEAVY-DUTY STEEL
- NOTHING STANDS IN THE WAY OF OUR ROOT RAKE!
- MECHANICAL ARM AND SUPPORT INCLUDED





**POB Series**



# HYDRAULIC THUMB ON AXLE SUPPORT

FACILITATES MOVING LARGE OBJECTS OR SETTING DOWN ITEMS IN SPECIFIC PLACES

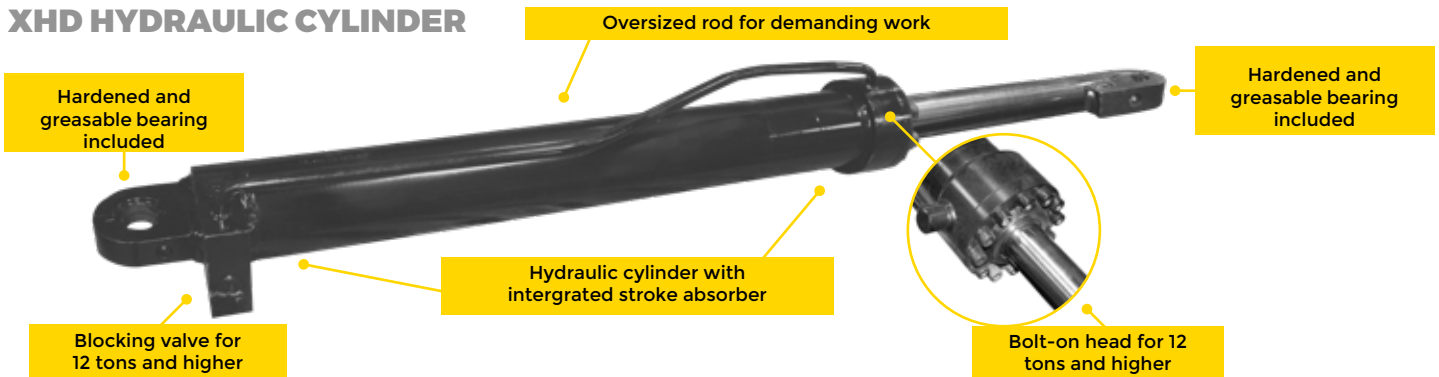


- CHOICE OF 2-4 FINGERS
- OUR IMPROVED DESIGN ALLOWS YOU TO MAINTAIN GOOD VISIBILITY
- 135° ROTATION, LOCKED VALVE INCLUDED

Fixed on the axle support, this thumb design follows the rotation of your bucket and allows maximum yield when performing your work.

Available in different sizes, for any type of excavator.  
**FOR EXCAVATORS RANGING FROM 1.5 TO 40 TONS**

## XHD HYDRAULIC CYLINDER



HYDRAULIC THUMB ON AXLE SUPPORT  
POB SERIES



PROGRESSIVE THUMB  
PPB SERIES



UNIVERSAL EXTENSIBLE  
HYDRAULIC THUMB  
POG SERIES





AL Series

# QUICK-COUPLER



DESIGNED TO OFFER MAXIMUM VISIBILITY AND EASY CHANGE OF ACCESSORIES

## HIGH-RESISTANCE HYDRAULIC CYLINDERS WITH ALL-ROUND PROTECTION

- Designed to offer maximum visibility and easy change of accessories.

- Made of heavy-duty steel and assembled with great precision, these products offer outstanding reliability and quality.

We manufacture all quick-hitch models.

High-strength steel

Assembled with great precision



## COMPATIBILITY

Compatible with all female couplers and all loader models.



COMPATIBLE JRB



COMPATIBLE CATERPILLAR



COMPATIBLE VOLVO





**AFL Series**

# FEMALE COUPLERS



STURDY AND DESIGNED TO MAXIMIZE YOUR BUCKET'S PERFORMANCE

- WITH EXCESS FOR ALL BUCKETS AND CARRIAGE MODELS
- COMPATIBLE WITH ALL MANUFACTURER'S QUICK-COUPERS
- DESIGNED TO MAXIMIZE YOUR BUCKET'S PERFORMANCE

## CUSTOM DESIGN

We produce all female coupler models compatible with the manufacturer's quick-couplers.

Specify your exact model and we will provide you with the required coupler.



COMPATIBLE JRB

## REPLACEMENT SERVICE

Mention your specific model and we will be able to produce the fitting for your equipment.



COMPATIBLE CATERPILLAR



COMPATIBLE EDF



COMPATIBLE VOLVO



GLH Series

# EXTREME-USE ROCK BUCKET

WEAR RESISTANT FOR WORK ON ROCKY OR  
BLASTED TERRAINS

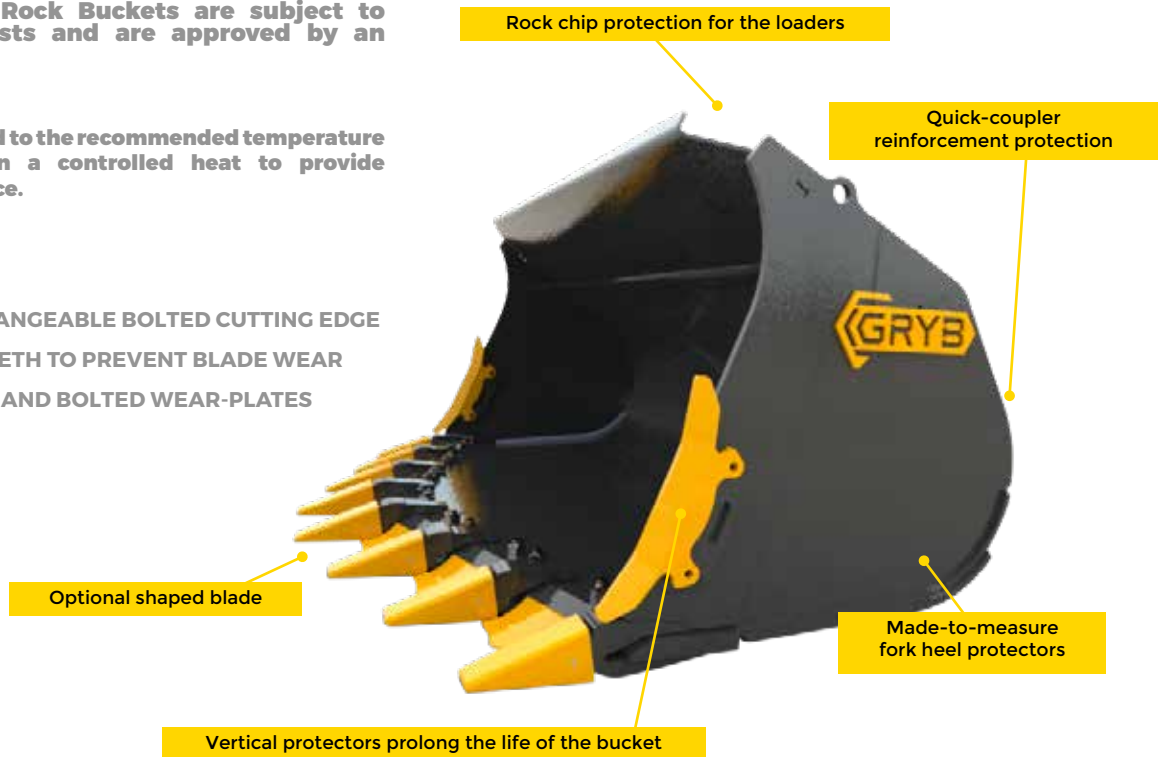


## QUALITY CONTROL

Our Extreme-Use Rock Buckets are subject to several quality tests and are approved by an engineer.

Each part is preheated to the recommended temperature and then welded in a controlled heat to provide outstanding resistance.

- OPTIONAL INTERCHANGEABLE BOLTED CUTTING EDGE
- OPTIONAL INTER-TEETH TO PREVENT BLADE WEAR
- INTERCHANGEABLE AND BOLTED WEAR-PLATES







GLI Series

# HIGH DUMP BUCKET



IDEAL FOR LIGHT MATERIALS SUCH AS WOODCHIPS, SAND, ETC.

- **OVERSIZED ROD FOR INTENSIVE WORK**
- **DUMP ANGLE UP TO 120°**
- **HIGH CAPACITY**

## COMPLETE TOOL

This bucket is the most versatile attachment for light and multi-purpose work.

It boasts two hydraulic cylinders, enabling 120° of effortless release.

Damping pads are installed to minimize impact on return to the working position.



HD hydraulic cylinder

Bolted and interchangeable blade optional

Damping pads





GLL Series

# LIGHT-MATERIALS BUCKET



IDEAL FOR LOADING LIGHT MATERIALS  
SUCH AS SNOW, WOODCHIPS, ETC.

- PROVIDES GOOD VISIBILITY

- OPTIMAL FOR SNOW REMOVAL OR LIGHT MATERIALS

- WIDE RANGE OF BUCKETS

GRYB's wide range of buckets will exceed your expectations. If it is for normal use, a better lifting capacity when working with light materials, or to improve your work in rocky and blasted terrain, these buckets are designed to offer superior functionality and durability. If you want to remove or add specific pieces to your equipment, our team will assist you and create, with your help, the best possible performance tools.

Quick-disconnect fastener compatible with all types of quick-hitches



Interchangeable bolt-on blade included

Fork-heel protectors







**GENERAL-PURPOSE  
BUCKET GLG SERIES**



### **COMBINATION**

Complete your snow removal work more quickly and efficiently by adding a snow pusher.





GLD Series

# SIDE-DUMP BUCKET



WEAR RESISTANT FOR WORK IN ROCKY OR BLASTED TERRAINS

- DUMPING ANGLE UP TO 70°
- OVERSIZED ROD FOR DEMANDING WORK
- SEQUENTIAL HYDRAULIC DISTRIBUTOR

## FOR A SAFE WORK ENVIRONMENT

This bucket simplifies loading trucks in places where access is too small for a conventional loader.

Side-Dump Buckets are equipped with a security system, and sequential automatic release distributor for the locking device when dumping and locking back up in order to ensure a safe work environment at all times.

HD Hydraulic cylinder



Optional: Bolted blade







GLP Series

# GRAPPLE BUCKET



PRECISION HANDLING FOR YOUR DEMOLITION WORK

- **LOADING AND DUMPING AT OPTIMIZED ANGLES**
- **THE WIDEST SECTION OF THE GRAPPLE RELEASES THE BLADE**
- **OVERSIZED ROD FOR INTENSIVE WORKLOADS**

## ROBUST DESIGN

Compatible with all types of quick hitches

HD Hydraulic cylinder



Optional: Bolted-on blade

This bucket was conceived and designed with two grapples to offer a robust product for your professional needs.

The pronounced curvature of these two grapples allows precision handling for your demolition work.

They are an asset for the transportation of construction materials.







GLX Series

# SKELTON BUCKET

IDEAL FOR SORTING AND RECYCLING MATERIALS



## FOR BACKHOE LOADERS AND WHEEL LOADERS

- CUSTOM MADE TO SUIT YOUR NEEDS
- SPACING BETWEEN FORKS AVAILABLE IN INCREMENTS OF 1 IN TO 24 IN



Size of adjustable holes

Optional: Bolted and interchangeable blade

## PROPOSED COMBINATION

COMBINING OUR SKELETON BUCKET AND GRAPPLES GIVES YOU THE VERSATILITY OF TWO ATTACHMENTS IN ONE FOR YOUR SORTING NEEDS.

THE BUCKET CAPACITY WILL ALSO BE DECOUPLED.





FL Series

# UNDERCARRIAGE

FOR ALL YOUR LIFTING AND HANDLING REQUIREMENTS



- **STURDY CONSTRUCTION**
- **FORKS ON A SIDE SHIFT AXIS**
- **DESIGN OFFERS OPTIMAL VISIBILITY**

- Compatible with hydraulic and mechanical systems
- Various forks available
- Wide variety of models and several sizes available

## PROPOSED COMBINATION

Equip your undercarriage with grapples to enhance your handling precision.


With its ease of handling, you're sure to love this combination instantly!



Optional: Top protector

Various fork options available

Hydraulic and/or mechanical systems



**UNDERCARRIAGE WITH FORK ON AXIS**  
(12,600 lb AND MORE)



**UNDERCARRIAGE WITH FORK IFA**  
(21,600 lb AND LESS)





LBM Series

# JIB BOOM




WARRANTY

2  
YEARS

EXTENDIBLE ARM FOR HARD-TO-REACH AREAS

- INCREASES CONSTRUCTION SITE SECURITY
- OPTIMIZED DESIGN OFFERING VISIBILITY AND SAFETY IN COMPARISON TO LIFT ATTACHMENTS
- GROWING DEMAND FOR THESE PRODUCTS FOLLOWING NEW GOVERNMENT CERTIFICATION (CSST, UNIONS, CITIES, HYDRO-QUEBEC, ETC.)





## LIFTING CHART INCLUDED


All our Jib Booms come with an engineer-certified lifting chart.

Optimized design offering visibility and safety in comparison to lift attachments.

Growing demand for these products following new government certification (CSST, unions, cities, Hydro-Quebec, etc).

## TYPES OF QUICK-HITCHES AVAILABLE

- Trailer hitch
- Standard hook
- Pejo hook
- Shackle





BlueGRYB™

BC Series

# ROTATING ICEBREAKER

CRUSHES ICE QUICKLY AND EFFICIENTLY



WARRANTY

2 YEARS

**3 X FASTER THAN STANDARD ICEBREAKING OPERATIONS, EVEN AT VERY LOW TEMPERATURES.**

UNIQUELY-ANGLED HELIX DESIGN FEATURES A 7-TOOTH SERRATED ROLLER INSTALLED EVERY HALF INCH TO AVOID MARKING GROUND.

- CRUSHES ICE UP TO 2 IN THICK
- AUTOMATICALLY ADAPTS TO GROUND LEVELLING



Interchangeable bolted-on teeth

Unique angled helix design features a 7-tooth

Rubber shock absorbers

PATENT

**PENDING**



Interchangeable bolt-on teeth assemblies

25.75" O.D.

3-Row Teeth Assembly

28-Teeth per Row = 84 Teeth per hub Assembly

Teeth Retainer Hub Assembly



**IDEAL FOR:**

- SIDEWALKS
- ROADS
- PARKING



# BlueGRYB<sup>MC</sup>

## SEVERAL WIDTHS

Ranging from 41 in to 103 in



- Breaks ice up to 2 in thick
- Operation speed between 25 and 40 km / h
- Abrasive and melting material reduction (green solution)
- Interchangeable teeth bolted on by section to minimize maintenance costs
- Uniquely-angled helix design features a 7-tooth serrated roller installed at every half inch to avoid marking the ground
- Rubber dampers for shock absorption








S Series

# DIRECTIONAL SNOW PUSHER

PERFECT FOR CLEARING SNOW FROM PUBLIC ROADS



- DIRECTIONAL BLADE
- AUTOMATIC GROUND LEVELING AND SWIVELING
- SHOCK-ABSORBER SYSTEM
- BOLT-ON LATERAL SIDES



Shock-absorber system

Several types of blade available

Swiveling, mechanical or hydraulic lateral sides

## PROPOSED COMBINATION

Combine your snow pusher with an optional extension to maximize your snow-clearing operations.

Available in different sizes.





S Series

# REVERSIBLE SNOW PUSHER

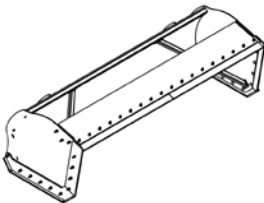
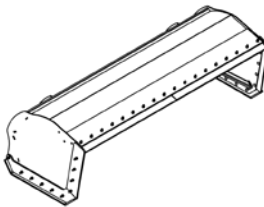
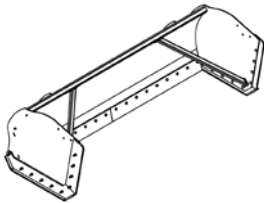


WARRANTY

2  
YEARS

## SEVERAL MODELS AND DIMENSIONS AVAILABLE

- Open pusher
- Sealed pusher with retraction blade
- Open pusher with retraction blade



Snow pushers with pivoting panels are guaranteed for a maximum of one year.

- **DIFFERENT CHOICE OF BLADES**  
(TEFLON, HIGH-RESISTANCE STEEL, OR ICEBREAKER)

- **WELDED SIDE PANELS**  
(DIFFERENT LENGTHS AVAILABLE)

- **OPTIONAL TOP RETRACTION BLADE**





GLGB | GLLB | GLDB | FLB | ALB | ALB-SM Series



# FRONT END ATTACHMENTS


IDEAL FOR MULTI-TASKING

## WE MANUFACTURE ALL BACKHOE ATTACHEMENTS

GENERAL-PURPOSE BUCKET  
**GLGB Series**



LIGHT-MATERIALS BUCKET  
**GLLB Series**



SIDE-DUMP BUCKET  
**GLDB Series**



UNDERCARRIAGE  
**FLB Series**



QUICK-COUPLER "580 STYLE"  
**ALB Series**



QUICK-COUPLER  
**ALB-SM Series**



## CUSTOM-MADE TO SUIT YOUR NEEDS

OUR SERIES PRODUCTS ARE DEVELOPED IN ORDER TO OFFER SIMPLE AND EASY ADAPTABILITY TO YOUR BACKHOES.







## LARGE RANGE OF FRONT BUCKETS

GRYB's wide range of buckets will exceed your expectations.

If for normal use, a better lifting capacity when working with light materials, or to improve your work in rocky and blasted terrains, these buckets are designed to offer superior functionality and durability. If you want to remove or add specific pieces to your equipment, our team will assist you and create, with your help, the best possible performance tools.



## UNDERCARRIAGE

Its sturdy construction, which features forks on the side-shift axles will solve all your lifting and handling needs.

Its design offers optimal visibility.





GBE | PGH | HELAC | AMM | AMH | PBB | PBE Series



# BACKHOE ATTACHMENTS

IDEAL FOR MULTITASKING

## WE MANUFACTURE ALL BACKHOE ATTACHMENTS



### LARGE RANGE OF THUMBS

GRYB's wide range of thumbs will ease your work, no matter what it is.

Each of our hydraulic thumbs (fixed axle support, extensible, or "progressive" option) has its own specifications to facilitate moving large objects or setting down items in specific places.

Our improved designs allow you to maintain good visibility.



### PIN GRABBER STYLE QUICK-COUPLER

Our Pin Grabber is made of heavy-duty steel and is available with a hydraulic system and two safety systems in case of hydraulic pressure failure.

It is also available with a semi-manual mechanical system and spring system for an automatic coupling multi-center / center for all your attachments. It is also equipped with a manual safety restraint system ensuring safe use on all your excavation work.





# CUSTOM-MADE TO SUIT YOUR NEEDS

OUR PRODUCTS ARE DEVELOPED TO  
OFFER SIMPLE AND EASY ADAPTABILITY  
TO YOUR BACKHOES.

**TEETH BUCKET**  
GBE Series



**"HELAC" STYLE**  
QUICK-COUPLER



**EXTENDABLE**  
**HYDRAULIC THUMB**  
PBE Series



**HYDRAULIC THUMB**  
**ON AXLE SUPPORT**  
PBB Series



**MECANICAL OR HYDRAULIC**  
**QUICK-COUPLER**  
AMM & AMH Series

