

# MACHINE MODIFICATIONS

DIVISION \GRYB



CONSTRUCTION



DEMOLITION





At GRYB, we have extensive experience designing and manufacturing customized products. We specialize in the creation and fabrication of long and high-reach products as well as accessories for excavation and demolition applications. We're proud to also offer safety and protection accessories for your machine.





LR Series

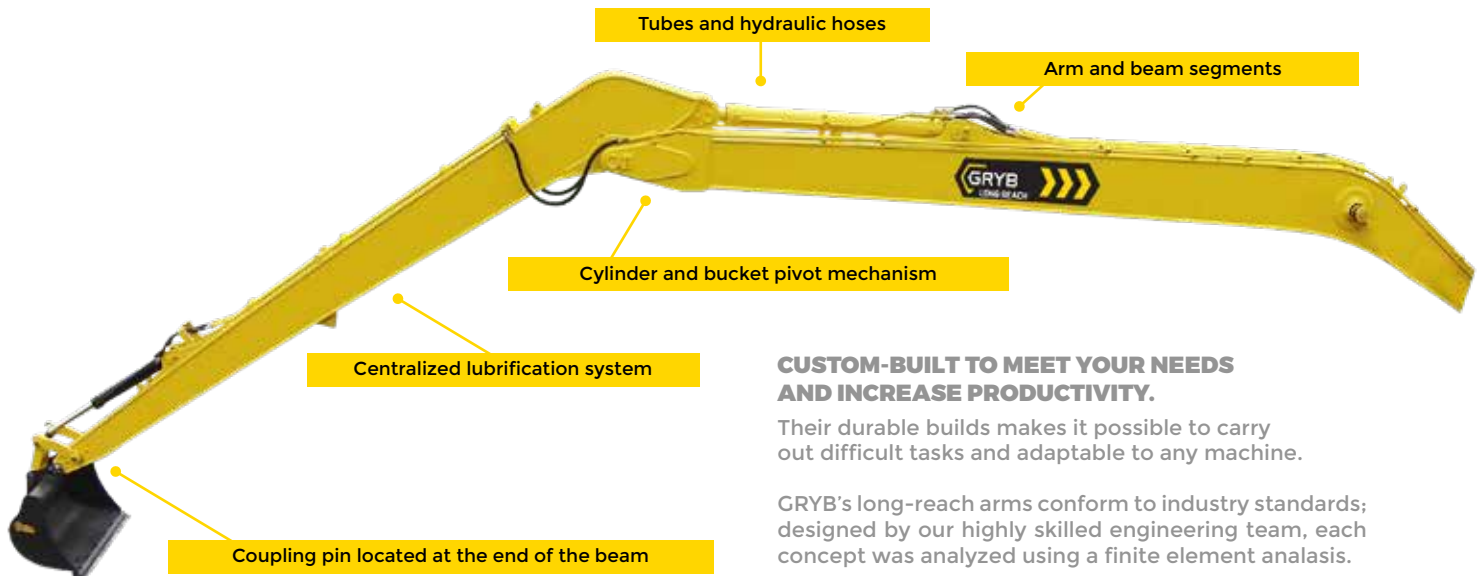
# LONG REACH

TAKE YOUR PROJECTS TO A WHOLE NEW LEVEL



## CUSTOM MADE

- LENGTH ADAPTED TO YOUR REQUIREMENTS
- OPTIMIZED WEIGHT
- FITS ALL MAKES OF EXCAVATORS
- CARRY OUT DIFFICULT TASKS



## CUSTOM-BUILT TO MEET YOUR NEEDS AND INCREASE PRODUCTIVITY.

Their durable builds makes it possible to carry out difficult tasks and adaptable to any machine.

GRYB's long-reach arms conform to industry standards; designed by our highly skilled engineering team, each concept was analyzed using a finite element analysis.

The smooth and stable operation as well as optimal distribution ratio of weight-strength (resistance) of our arms brings them to a whole new level.







**GRYB designs and manufactures long-reach booms for all types of excavators to enable our clients to accomplish their most demanding projects.**

### **APPLICATIONS**

- Dredging of rivers and oceans
- Excavation of deep foundations
- Construction of ditches
- Construction of coastal dikes
- Pond dredging





HR Series

# HIGH-REACH ARM

DEMOLITION OF HIGH BUILDINGS AND ROAD INTERCHANGES

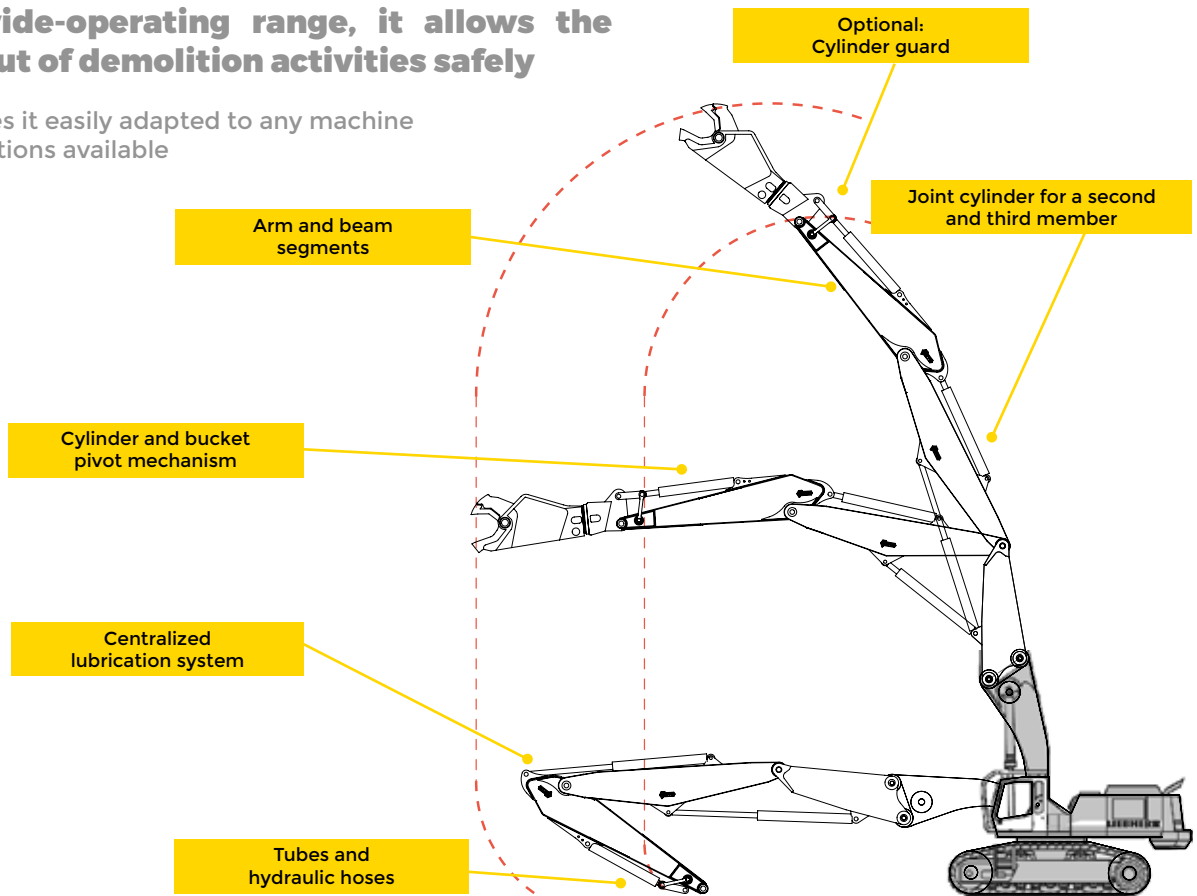


## SPECIALLY DESIGNED TO WORK WITH YOUR DEMOLITION EQUIPMENT

- IDEAL FOR TIGHT-SPACE DEMOLITION
- A HIGHLY SKILLED ENGINEERING TEAM ACHIEVED ITS DESIGN

## With its wide-operating range, it allows the execution out of demolition activities safely

- Its build makes it easily adapted to any machine
- A variety of options available



## AVAILABLE

- Cabin protection
- Excavator protection
- Hydraulic or mechanical traction available
- Counterweight
- Range limiter

WARRANTY

1  
YEAR

BDR Series

# DEMOLITION ARM

DESIGNED FOR THE DEMOLITION OF HIGH WOODEN STRUCTURES

## IDEAL FOR HIGH DEMOLITION WORK (LIGHTWEIGHT)

- COMPATIBLE WITH ALL EXCAVATOR BRANDS
- THE BOLTED HEAD ALLOWES THE USE OF VARIOUS FORMS OF CLAWS



Kit of bolting female couplers

## PROPOSED COMBINATION

Female couplers on a bolted plate allow the use of the demolition arm on multiple excavators.







LS Series

# BOOM AND STICK



ACTS AS AN INTERMEDIARY BETWEEN THE ORIGINAL BOOM AND THE LONG-REACH BOOM

## AFFORDABLE WAY TO INCREASE THE WORK RANGE

FUNCTIONAL ATTACHMENT THAT MEETS THE HIGHEST INDUSTRY STANDARDS.



## OPTIONS

- Counterweight
- Wide range of buckets
- Quick-couplers
- Attachment guidance system (depth)
- Auxiliary hydraulic system
- Proximity switch (rear sensor)
- Extra LED lights
- Stick cylinder
- Cylinder and bucket's pivot mechanism

\*Also available in the drop nose model for material handling.





SE Series

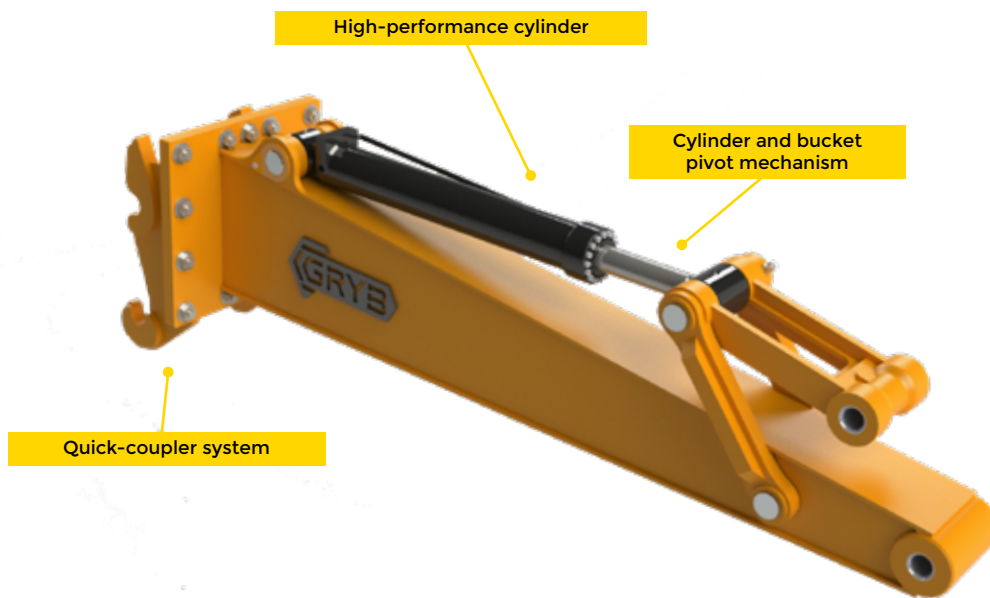
# BOOM AND STICK EXTENSION

EASILY ADAPTED TO YOUR MACHINE



**ALLOWS QUICK SWITCHES BETWEEN A LONG-REACH EXCAVATOR AND THE ORIGINAL EXCAVATOR.**

**FINITE ELEMENT METHODS OF ANALYSIS ARE EMPLOYED TO ENSURE PRODUCT RELIABILITY AND DURABILITY. LIGHT-DUTY DREDGING.**



**INCREASES THE WORK RANGE OF THE EXCAVATOR AND WIDENS THE RANGE OF POSSIBLE OPERATIONS.**

Several lengths available for each excavator.

### OPTIONS

- Counterweight
- Wide range of buckets available
- Quick-coupler
- Attachment guidance system (depth)





MH Series

# SPECIALIZED ARM FOR HANDLING MATERIALS

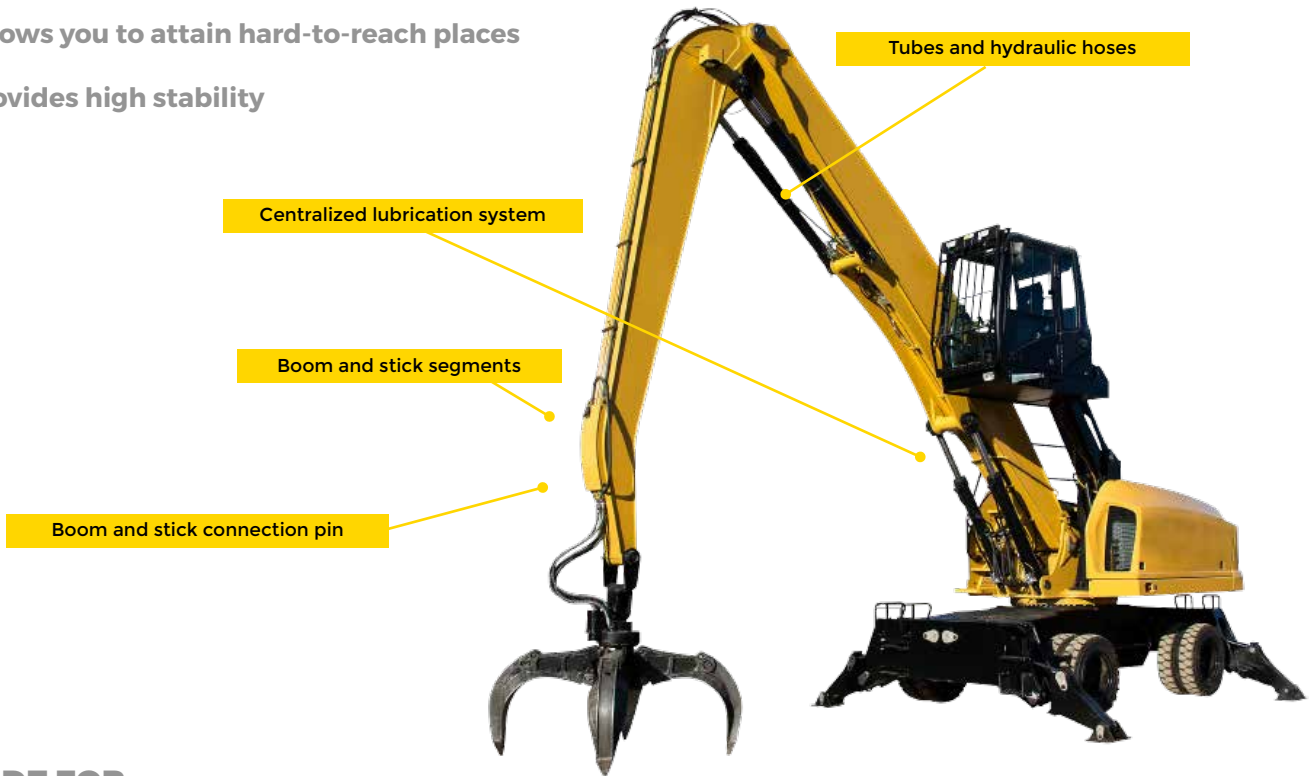


EMPTY BARGES, BOATS, AND TRAINS

**WORK NEARBY, AT A DISTANCE, OR HEIGHTS.**  
FASTER AND EFFICIENT MATERIAL SORTING.

**ALSO DESIGNED FOR WOODCOURSES, RECYCLING CENTERS, AND SCRAPYARDS.**

- Allows you to attain hard-to-reach places
- Provides high stability



**MADE FOR:**

- WOOD YARDS
- RECYCLING CENTERS
- SCRAPYARDS

**ALSO AVAILABLE:**

- HYDRAULIC CABIN INCLINATION
- HYDRAULIC CABIN ELEVATOR
- FIXED CABIN LIFTER

**DESIGNED TO MEET THE  
NEEDS OF OUR CUSTOMERS  
AND OFFER OPERATORS  
SUPERIOR CONTROL.**



# SPECIAL PROJECTS





# SALES PROGRAM

## BECOME A DEALER!

**We are currently looking for distributors interested in selling or distributing our products.**

**We cooperate with our distributors to provide useful selling tips and a complete understanding of our products.**

**We offer an attractive discount program.**

**Financing plan available.**

### SALES SUPPORT

- A full-time, on-the-road sales team providing sales support
- Personalized training program for each distributor
- On-site measurements
- Customized designs tailored to our customers' needs
- Replacement parts available express (24 h)
- Large highly skilled engineering team
- Big, complete, efficient service team
- Technical support and demonstrations during trade shows
- Marketing support (flyers, datasheets, advertisements, newsletters, videos, website)
- Enhancement of our customers' visibility



If you have any questions, please feel free to contact us:

**1 844 604-1396 | [info@gryb.ca](mailto:info@gryb.ca) | [GRYB.COM](http://GRYB.COM)**

GRYB is a passionate, innovative, and dynamic team coordinated to respond quickly and efficiently to each of its clients.

Our vast network of representatives and technicians are always ready and available.

We also offer a multitude of solutions, custom and turnkey projects, financing options, equipment loans, and large and small tips that make the difference.

All solutions are good when it comes to simplifying our clients' workload. Our corporate culture is innovation-based and our clients reap the benefits.







**GRYB.COM**

**info@gryb.ca | 1 844 604-1396**

**1400 boulevard Pierre-Roux Est, Victoriaville (Québec) G6T 2T7, Canada**