



PRODUCT 2018-2019

GLOBAL SOLUTIONS
FOR HEAVY MACHINERY



2017
Following an new
extention, the company
has now an area.
Total of 69,000 sq. Ft.

2016
Groupe R-Y Beaudoin
became GRYB.

2015
Acquisition of the
company, Magnet Quebec.

2014
A new 23,000 square-foot
factory was constructe.

2013
A new range of
products was
developed, including
a screening bucket and
a concrete pulverizer.

2010
Equipment upgrade,
including the addition of a
welding robot and a CNC
lathe.

2009
Inauguration of a new
10,000 sq. Ft.

2007
Groupe R-Y Beaudoin
began its activities.

MAKING HEAVY WORKS EASIER

SINCE WE ARE CONTINUOUSLY LOOKING FOR SOLUTIONS, WE ARE RECOGNIZED AS BEING A DEDICATED BUSINESS PARTNER WITH WHOM IT IS SIMPLE AND EASY TO COLLABORATE.

Through our four divisions :



We are able to differentiate ourselves by adapting our products to all types of machinery that exist on the market, as well as accomplishing a multitude of custom projects that have built up our reputation.

QUALITY / SPEED

REAL-TIME INVENTORY ON OUR WEB SITE WITH OUR QUICKSHIP PROGRAM!

Our efforts are focused on quick execution and delivery that surpasses that of the industry, while providing individualized and personalized customer service. We work in collaboration with clients in order to facilitate their daily work and to deliver on large projects that best fit their needs.



We offer a multitude of solutions!

Custom and turnkey projects, financing options, equipment loans, and bits of advice!

All solutions are good when it comes to simplifying the large-scale projects of our clientele. Our corporate culture is innovation-based and our clients reap the benefits.

SERVICE PROJECT

REFURBISHMENT AND REPAIR

ON-THE-ROAD AND IN-FACTORY REPAIR

WE OFFER REPAIR AND REFURBISHMENT SERVICES FOR YOUR ATTACHMENT.

We will even repair equipment not part of the GRYB brand! Our expert team will be honored to handle your repair needs.

From replacement parts, additions and pieces to modifications to upgrade your attachment, GRYB will meet all your needs, every time.

GRYB IS A PASSIONATE, INNOVATIVE, AND DYNAMIC TEAM!

Coordinated to respond quickly and efficiently to all customers.

Our team of representatives and on-the-road technicians are always available.

YOUR PRODUCT CREATED

ACCORDING TO YOUR NEEDS!


OUR DESIGN AND CUSTOM MANUFACTURING DEPARTMENT IS SPECIALIZED IN CUSTOM PROJECTS.

From a conceptual drawing on a napkin, we can come up with a design just for you. We bring designs to reality with engineering and can make almost anything you can think of. Our impressive team of engineers and designers is entirely dedicated to our clients' projects.

The team is always ready to meet new challenges; each custom project is considered an exciting challenge.

You can count on our team's ability to surpass our clients' expectations.

Call our sales department today to start seeing your idea come to life.



GRYB

ATTACHMENTS
DIVISION \ GRYB



MAGNETICS
DIVISION \ GRYB



GLOBAL SOLUTIONS FOR HEAVY MACHINERY

HANDLING
DIVISION \ GRYB



LONG REACH
DIVISION \ GRYB



TABLE OF CONTENTS

| | |
|--------------------------------------|----|
| ATTACHMENTS DIVISION \GRYB | |
| EXCAVATOR | |
| REVERSIBLE QUICK-COUPLER | 8 |
| QUICK HITCH PIN GRABBER STRUCTURE | 8 |
| TILTING QUICK-COUPLER | 9 |
| STANDARD FEMALE COUPLER | 10 |
| CONCRETE PULVERISER | 12 |
| SCREENING BUCKET | 14 |
| EXTREME HEAVY DUTY BUCKET | 18 |
| 4 IN 1 BUCKET | 19 |
| TILT DITCHING BUCKET | 20 |
| DITCHING BUCKET | 21 |
| SKELETON BUCKET TRAPEZOIDAL BUCKET | 22 |
| RECESSED BUCKET | 23 |
| ROOT RAKE | 24 |
| RIPPER STUMP SHEARS | 25 |
| HYDRAULIC THUMB ON AXLE SUPPORT | 26 |
| MULTIPLE USE GRAPPLE | 27 |
| SCRAP GRAPPLES WASTE GRAPPLES | 28 |
| PULVERISER GRAPPLE | 29 |
| LOADER | |
| QUICK-COUPLER | 30 |
| FEMALE COUPLERS | 31 |
| EXTREME-USE ROCK BUCKET | 32 |
| HIGH DUMP BUCKET | 33 |
| LIGHT MATERIALS BUCKET | 34 |
| SIDE DUMP BUCKET | 36 |
| GRAPPLE BUCKET | 37 |
| SKELETON BUCKET | 38 |
| UNDERCARRIAGE | 39 |

| | |
|--|----|
| JIB BOOM | 40 |
| ROTATING ICEBREAKER | 42 |
| DIRECTIONAL SNOW PUSHER | 44 |
| REVERSIBLE SNOW PUSHER | 45 |
| BACKHOES | |
| FRONT END ATTACHMENTS | 46 |
| BACKHOE ATTACHMENTS | 48 |
| MAGNETICS DIVISION \GRYB | |
| SCRAP MAGNET POWERGRIP | 52 |
| SCRAP MAGNET XTREMGRIP | 54 |
| HYDRAULIC MAGNET | 56 |
| BATTERY MAGNET | 57 |
| HANDLING MAGNETS | 60 |
| MAGNETIC SEPARATOR | 62 |
| HYDRAULIC GENERATOR | 64 |
| MAGNETIC BUCKET | 66 |
| HYDRAULIC PULVERISER | 67 |
| SPECIFICATIONS | 68 |
| HANDLING DIVISION \GRYB | |
| C-HOOK PRONG | 73 |
| SPREADER BEAM CONTAINER SPREADER FRAME | 74 |
| TEST STATION | 75 |
| LONG REACH DIVISION \GRYB | |
| LONG REACH | 78 |
| HIGH REACH ARM | 80 |
| DEMOLITION ARM | 81 |
| BOOM AND STICK | 82 |
| BOOM AND STICK EXTENSION | 83 |
| SPECIALIZED ARM FOR HANDLING MATERIALS | 84 |
| SPECIAL PROJECTS | 85 |

ATTACHMENTS

DIVISION \GRYB



CONSTRUCTION



DEMOLITION



RECYCLING



SNOW REMOVAL



HANDLING



MINING INDUSTRIES

**DESIGNED TO MEET THE WORKLOAD
REQUIREMENTS OF THE INDUSTRIES
WE WORK FOR.**





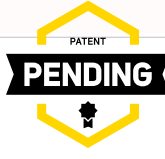
GRY3



AM Series

REVERSIBLE QUICK-COUPLER

ONLY REVERSIBLE COUPLER AS STRONG AS A PIN-ON



HYDRAULIC AND MECHANICAL COMPATIBLE

- Attaches lower than other brands
- Available in several sizes (holds up to 20 tons)



CUSTOM-MADE TO SUIT YOUR NEEDS

- Compact design



PGH Series

QUICK HITCH PIN GRABBER STRUCTURE

MAXIMIZE THE WRENCH POWER AND STRENGTH OF YOUR MACHINE



Dual safety system

Available with hydraulic or mechanical systems

Our Pin Grabber is made of heavy duty steel and is available with a hydraulic system and dual safety system in case of hydraulic system pressure failure.

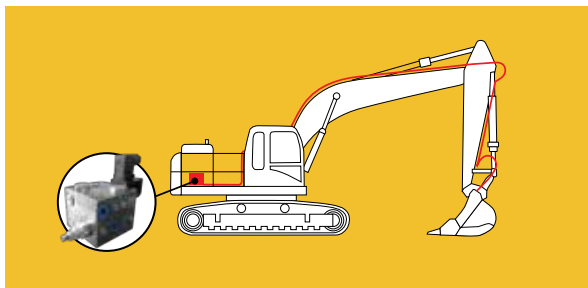
It is also available with a semi-manual mechanical system and a spring system for an automatic coupling multi-center / center for all attachments.

Equipped with a manual safety restraint system to ensure safe use on all excavation work.

Available for excavators ranging from 7.5 to 85 tons

HYDRAULIC INSTALLATION KIT

- Hydraulic valve
- Pressure limiting device (2x)
- Electrical assembly
- Audible alarm





Ai Series

TILTING QUICK-COUPLER

TRANSFORM YOUR STANDARD BUCKET TO A TILTING BUCKET UP TO 180°



With cylinders



AVAILABLE IN SEVERAL CONFIGURATIONS

- With quick-coupler system
- Available with any type of quick-coupler

STANDARD
45° inclination on each side.

Tilt 90° and more depending on model



HELAC

SUPERIOR
- With helical cylinder «HELAC»
90° inclination on each side.

Adaptable to all our equipment for excavators ranging from 3.5 to 40 tons.

360° tilt and rotation



TILTROTATOR

GRYB maximizes the yield of your attachments by combining efficiency, power, and versatility.

Compact design and robust construction allows tilting up to 55°.

Offered in several standard configurations and compatible with any other type of attachment.



AFE Series



STANDARD FEMALE COUPLER

MAXIMIZES THE PERFORMANCE OF YOUR ATTACHMENTS



COMPATIBLE WITH ALL QUICK DISCONNECT FASTENERS AND PIN-ON.

EASILY ADJUSTABLE TO YOUR BUCKET.

CUSTOMIZED DESIGNS TAILORED TO YOUR NEEDS.

With or without excess under the quick-coupler

Bolted plate also available



AFR Series



FEMALE COUPLER



AFE and AFR models are built with an excess so you can attach them to your buckets by yourself.

GRYB OFFERS NUMEROUS FEMALE COUPLER MODELS COMPATIBLE WITH EVERY FEMALE COUPLER TYPES.

Every client is unique and therefore GRYB's research and development department is continually working towards finding the best solution for each of its clients.





PUB Series

CONCRETE PULVERISER



FASTEST EXECUTION SYSTEM AND THE BIGGEST STRENGTH RATIO ON THE MARKET

Interchangeable female coupler



- **A STRONGER JAW THAN THE STANDARD PIN-ON**
- **TAKES ONLY 5 MINUTES TO INSTALL**
(10 X FASTER THAN OTHER BRANDS)
- **INTERCHANGEABLE TOP PLATE**
(COMPATIBLE WITH ALL TYPES OF EXCAVATORS)

Their perfect design can crush, break, or pulverize several types of concrete.

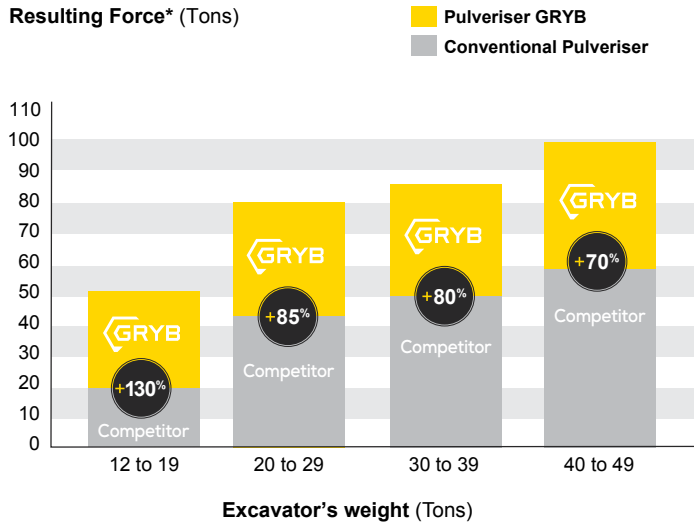
Equipped with interchangeable teeth, their design offers durability and increased crushing power.

Made of heavy-duty steel, they provide a stronger resistance to wear than regular steel.

Exclusively, we offer interchangeable female couplers compatible with all our standard products.

CRUSHING FORCE

Resulting Force* (Tons)



Exclusivity

Interchangeable female coupler compatible with your quick-coupler, no modifications required.

Each concrete pulveriser model is compatible with two types of excavators.

* Crushing power may vary from one coupling model to another. Also, the crushing power can vary depending on the material crushed. Please contact us to ensure an ideal optimization of your concrete pulverizer.

* Other models and sizes available on request.
¹ The quoted weight does not include the top plate.
² The indicated weights exclude female couplers
³ The indicated weights exclude the top plate

- **Fastest implementation system with best force ratio on the market**
- **Interchangeable bolted-on top plate (compatible with every excavator model)**
- **Compatible with all quick-coupler models**
- **No auxiliary hydraulic needed for the mechanical system; reducing maintenance needs**
- **Strategic teeth positioning reducing splinters* to maximize on-site security**





GT Series

SCREENING BUCKET

SCREEN ON SITE WITH ONE MACHINE
AND ONE OPERATOR


Adjustable hydraulic wheel motor

HEAVY-DUTY FOR ALL TYPES OF WORK

- REVERSIBLE HYDRAULIC WHEEL MOTOR
 - ULTRA-DURABLE
 - ADJUSTABLE FROM 12 À 34 RPM
- Decontamination | Rock | Recycling**

7 DIFFERENT MODELS ARE AVAILABLE
(depending on the technical specifications of your machine).

AVAILABLE
Interchangeable bolted mesh
as an option from 0,25 in to 12 in.
For easy switch on worksite!



Interchangeable bolted screens

NO MAINTENANCE REQUIRED | STURDY | REDUCES OPERATION COSTS
MADE FOR EXCAVATORS RANGING FROM 3.5 TO 65 TONS.

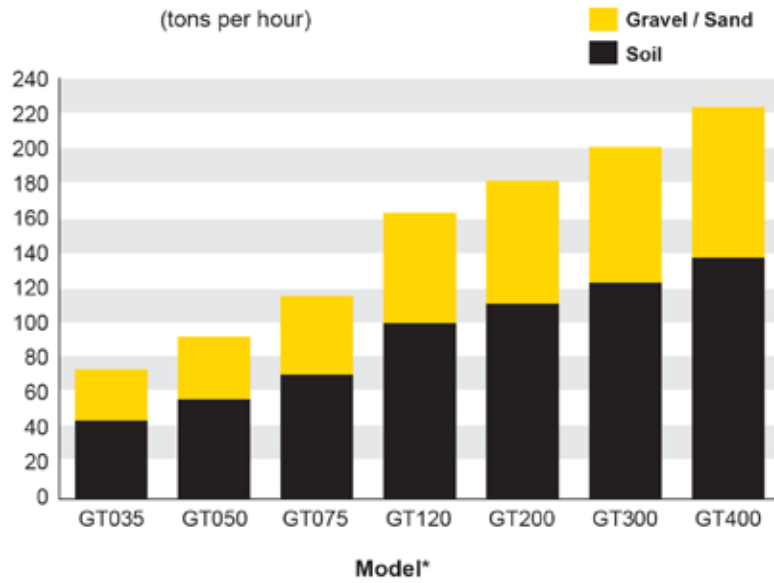
ALSO AVAILABLE FOR YOUR LOADER

Order our loader compatible coupler so you can use your screening bucket on your loader!
We aim at offering attachments fulfilling many of your needs.



PRODUCTIVITY

(tons per hour)



* Subject according humidity

PERFORMANCE

The performance of our screening buckets varies according to several factors, such as screen dimension, soil quality, temperature, machine operator.

The table (left) estimates the possible performance for each model in ideal conditions.



ALL OUR SOLUTIONS ARE PERFECTLY ADAPTABLE TO THE MACHINERY AND THE SPECIFIC REQUIREMENTS OF CONTRACTORS OF SEVERAL INDUSTRIES, SUCH AS MINING INDUSTRY.







XHD Series



EXTREME HEAVY-DUTY BUCKET

IDEAL FOR USE WITH TERRAIN THAT HAS BEEN MINED OR BLASTED



SAFETY FACTOR 4X THE MAXIMUM STRENGTH OF THE EXCAVATOR.

LOADING AND DUMPING AT OPTIMIZED ANGLE.

RECOMMENDED CHOICE IF YOU CHANGE YOUR TEETH EVERY 200 HOURS.

AVAILABLE FOR EXCAVATORS RANGING FROM 20 TO 120 TONS.

- Easily interchangeable bolted-on wear plates.
- Wear plates are added on the backing and side boards to prevent premature wear.
- The half-arrow edge is fully protected (100 %).
- Heel shrouds will protect your bucket welds from abrasion and premature wear.
- The V-shaped blade makes penetrating blasted materials easy.

These buckets are designed for the worst winter and mining conditions.

- They are made entirely of extremely wear-resistant materials and are assembled with great precision.
- Our XHD buckets are subject to several quality tests and are approved by an engineer.





G4P Series

4 IN 1 BUCKET

COMBINES THE USE OF A GRAPPLE, THE STRENGTH OF A STANDARD THUMB, AND THE FUNCTIONS OF A DITCHING BUCKET



- COMPACT AND VERSATIL DESIGN
- ELIMINATE MAINTENANCE PROBLEMS
- 45° INCLINATION ON EACH SIDE

AVAILABLE FOR EXCAVATORS RANGING FROM 3,5 TO 40 TONS.

- BETTER PRECISION AND CONTROL
- MAXIMISES THE EFFICIENCY OF YOUR ATTACHMENT
- IMPROVES SAFETY ON CONSTRUCTION SITES
- INCREASES MACHINE PRODUCTIVITY AND VERSATILITY

PROPOSED COMBINATION WITH TILTING QUICK-COUPLER

- 45° INCLINATION ON EACH SIDE
- MAXIMISES THE EFFICIENCY OF YOUR ATTACHMENT
- AVAILABLE FOR ALL TYPES OF QUICK-COUPLERS

EASILY SWITCH BETWEEN LEVELING, HANDLING, DIGGING AND EXCAVATING.





GPT Series

TILT DITCHING BUCKET

45° TILT ON EACH SIDE

SUPERIOR DESIGN, 45° TILT ALLOWS FLEXIBILITY OF MOVEMENT ON EACH SIDE. SAVES TIME AND MONEY FOR THE OPERATOR. AVAILABLE IN DIFFERENT SIZES AND CAPACITIES FOR DIFFERENT TYPES OF WORK AND EXCAVATORS.

AVAILABLE IN 2 OPTIONS:

- WITH CYLINDERS
- WITH HELICAL ROTATION (HELAC)

- HYDRAULIC CYLINDERS WITH TOTAL PROTECTION FROM DEBRIS
- HARDENED CHROME-PLATE AXLE WITH GREASEABLE WEARING RINGS
- AVAILABLE IN MULTIPLE DIMENSIONS AND CAPACITIES FOR DIFFERENT TYPES OF WORKS AND EXCAVATORS

AVAILABLE FOR EXCAVATORS RANGING FROM 3,5 TO 40 TONS.

Interchangeable female coupler

Hardened chrome-plate

Interchangeable bolted blade optional





GPF Series

DITCHING BUCKET

FILLING AND DUMPING AT OPTIMIZED ANGLE



BUILT WITH SOLID

GRYB ditch buckets are built with solid and resistant steel, allowing you to work with great precision. Available in different sizes and capacities for different types of work and excavators..



- Filling and dumping at optimized angle
- Reversible quick-coupler available up to 15 tons
- For excavators ranging from 1.5 to 40 tons





GSF | GSD Series

SKELETON BUCKET

IDEAL FOR RECYCLING MATERIALS



BUCKET MADE OF HEAVY-DUTY STEEL EXTENDED-WEAR RESISTANCE

MAINLY DESIGNED FOR EXCAVATION AND DITCHES.

- Inter-plates space can be tailored to your needs between 1 in and 24 in
- Other models available: general purpose
- For excavators ranging from 12 to 40 tons
- Optional: interchangeable bolted cutting edge
- Optional: interchangeable bolted teeth



Custom made to suit your needs

Spacing for the fork opening from 1 in to 24 in




GPV Series

TRAPEZOIDAL BUCKET

PERFECT FOR TRENCH DIGGING



- Saves time
- 45° cutting edge angle
- Optional: interchangeable teeth
- For excavators ranging from 3.5 to 40 tons





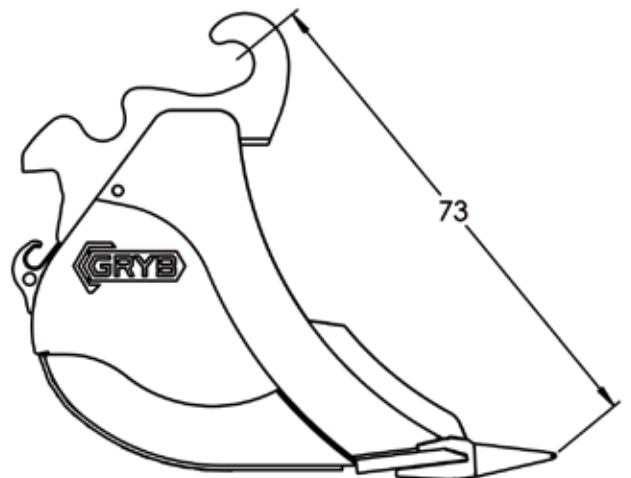
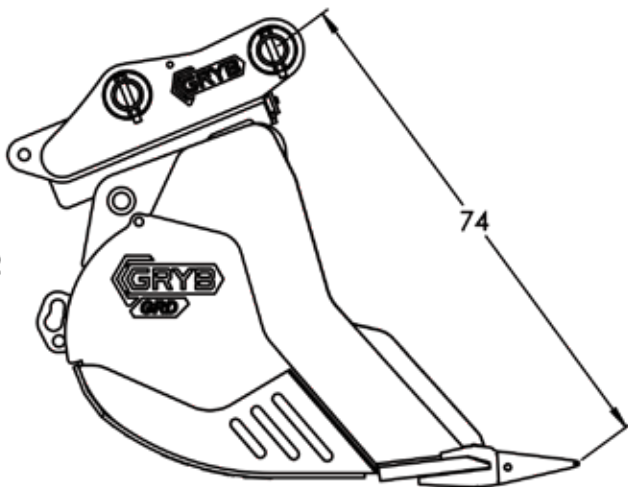
GRD Series

RECESSED BUCKET

TO OPTIMIZE FORCE
NEW!



The GRYB Recessed Bucket combined with a standard Pin Grabber provides excavation power equal to the original bucket thanks to its exclusive shape, which respects the conventional excavator tilting radius.





PEI Series

ROOT RAKE



IDEAL FOR CLEARING AGRICULTURAL OR FOREST LAND

- The curvature makes extraction and handling a breeze, whether it is clearing farmland or forests, nothing can withstand it.

- Extra heavy-duty steel design

- Available in different sizes for different types of work


PROPOSED COMBINATION

A grapple or a thumb can be added to your rake.

This combination will assist you during your material handling situations. It is the needed helping hand to speed-up work.

- CHOICE OF INTER-FINGERS SPACE
- CHOOSE THE NUMBER OF FINGERS
- ANTI-TRAPPING SYSTEM INCLUDED

Interchangeable teeth optional





RIP Series

RIPPER



THE ARCHED SECTION ALLOWS FOR EASY PENETRATION OF ROCKY AND FROZEN GROUND



Bolted-on interchangeable tooth

- Made of heavy duty steel
- It offers a superior digging force and a leverage effect
- Available in different sizes for different types of work and excavators

- INTERCHANGEABLE BOLT-ON TOOTH
- MINIMAL MAINTENANCE
- FOR EXCAVATORS RANGING FROM 1.5 TO 85 TONS



STS Series

STUMP SHEARS



IDEAL FOR CLEARING FARMLAND OR FORESTS



Female bolted and interchangeable quick-coupler

2 interchangeable cutting edges

Bolted-on interchangeable teeth

INNOVATIVE DESIGN

Allows you to perform a long range job thanks to the ideal shape and angle of clearance of the removable part.

For excavators ranging from 1.5 to 40 tons.

- 2 X STRONGER THAN COMPETITION
- FABRIQUÉ EN ACIER ULTRA-ROBUSTE
- BUILT OF EXTRA HEAVY-DUTY STEEL, NOTHING STANDS IN THE WAY OF OUR ROOT RAKE!
- MECHANICAL ARM AND SUPPORT INCLUDED



POB Series



HYDRAULIC THUMB ON AXLE SUPPORT

FACILITATES MOVING LARGE OBJECTS OR SETTING DOWN ITEMS IN SPECIFIC PLACES

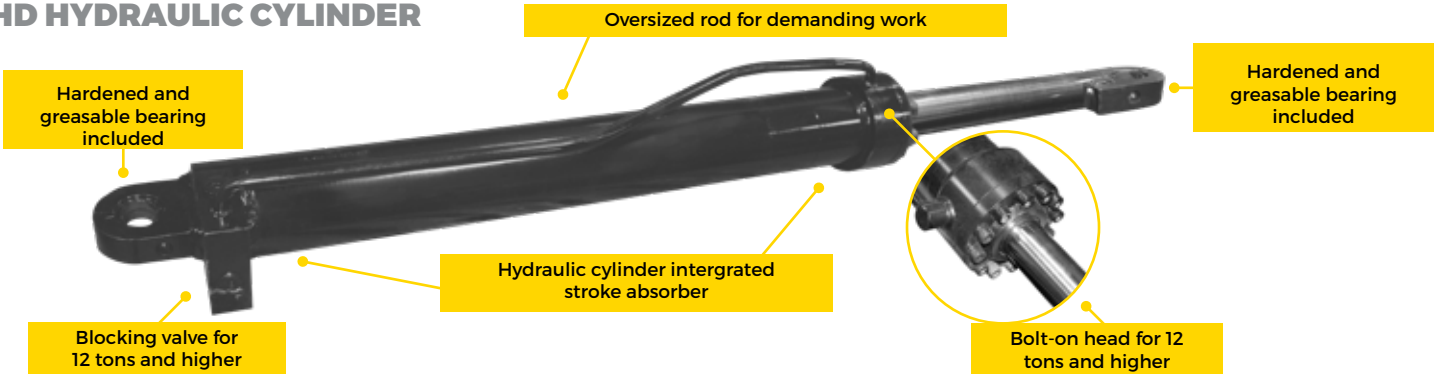
- CHOICE OF 2-4 FINGERS
- OUR IMPROVED DESIGNS ALLOWS YOU TO MAINTAIN GOOD VISIBILITY
- 135° ROTATION, LOCKED VALVE INCLUDED



Fixed on the axle support, this thumb design follows the rotation of your bucket and allows maximum yield when performing your work.

Available in different size, for any type of excavator. **FOR EXCAVATORS RANGING FROM 1.5 TO 40 TONS**

XHD HYDRAULIC CYLINDER



HYDRAULIC THUMB ON AXLE SUPPORT POB SERIES



PROGRESSIVE THUMB PPB SERIES



UNIVERSAL EXTENSIBLE HYDRAULIC THUMB POG SERIES






GRP-M Series

MULTIPLE-USE GRAPPLE

PERFECT FOR ALL YOUR HANDLING, DEMOLITION AND RECYCLING EFFORTS

- 2 STURDY HYDRAULIC GRAPPLES
- OPTIMUM OPENING SYSTEM THAT ALLOWS THE HANDLING VERY LARGE ITEMS
- CUSTOM MADE TO SUIT YOUR NEEDS

Hydraulic cylinder with integrated stroke absorber



Protected cylinder

360° rotating system optional

MULTIPLE-USE GRAPPLE
GRP Series
(POSITIONED MODEL)

Multi-purpose grapple positioned with 2 teeth / 3 teeth / 4 teeth.

- Hydraulic cylinder with integrated shock absorber and locked valve
- Custom-designed and manufactured to be compatible with all types of machines (Including excavators, loaders, forestry machines, etc.)
- Made of heavy-duty steel; offers extended-wear resistance
- Optional: 360° rotating system



MULTIPLE-USE GRAPPLE
GRP Series
(FREE MODEL)





GRP-OM Series

SCRAP GRAPPLES



PERFECT FOR ALL YOUR HANDLING, DEMOLITION AND RECYCLING EFFORTS

(ORANGE PEEL)

EFFECTIVE AND EFFICIENT


The GRYB handling grapples are perfect for all your handling, demolition and recycling efforts.

We have the perfect grapple model for your needs. Effective and productive, all our grapples are made of heavy-duty steel; offers extended-wear resistance.

OPTIONAL: 360° ROTATING SYSTEM OPTIONAL.

FINGERS ARE PROVIDED WITH ANTI-WEAR PLATES AND INTERCHANGEABLE WELDED TEETH.

OPTIONAL OVERSIZED ROD FOR DEMANDING WORK AND QUICK-GRAPPLE OPENING.



GRP-D Series

WASTE GRAPPLES



IDEAL FOR WASTE MANAGEMENT AND DEMOLITION WORK

GRAPPLE THAT OFFERS OPTIMAL PRECISION

- Fully-protected cylinder
- For excavators ranging from 7 to 40 tons



WARRANTY

2
YEARS

GRP Series

PULVERISER GRAPPLE

IDEAL FOR DEMOLITION WORK

CRUSHING WORKS

Our GRYB pulveriser grapples is perfect for crushing and demolition project. With wide grip jaws and two sturdy hydraulic grapples, the crushing process is faster and more efficient.

All our grapples are manufactured from heavy-duty steel and can therefore withstand extended wear.



2 heavy-duty hydraulic grapple

High opening jaw

- OPTIMIZE THE SPEED AND EFFICIENCY OF YOUR SHREDDER

- EXCLUSIVE INTERCHANGEABLE FEMALE COUPLERS AVAILABLE

- OPTIONAL: 360° ROTATING SYSTEM





AL Series

QUICK-COUPLER



DESIGNED TO OFFER MAXIMUM VISIBILITY AND EASY CHANGE OF ACCESSORIES

HIGH-RESISTANCE HYDRAULIC CYLINDERS WITH ALL-ROUND PROTECTION

Designed to offer maximum visibility and easy change of accessories.

Made of heavy-duty steel and assembled with great precision, these products offer outstanding reliability and quality.

We manufacture all quick-hitch models.

COMPATIBILITY

Compatible with all female couplers and all loader models.



COMPATIBLE JRB



COMPATIBLE CATERPILLAR



COMPATIBLE VOLVO



AFL Series

FEMALE COUPLERS



STURDY AND DESIGNED TO MAXIMIZE YOUR BUCKET'S PERFORMANCE

- WITH EXCESS FOR ALL BUCKETS AND CARRIAGES MODELS
- COMPATIBLE WITH ALL MANUFACTURER'S QUICK-COUPERS
- DESIGNED TO MAXIMIZE YOUR BUCKET'S PERFORMANCE

CUSTOM DESIGN

We produce all female coupler models compatible with the manufacturer's quick-couplers.

Specify your exact model and we will provide you with the required coupler.



COMPATIBLE JRB

REPLACEMENT SERVICE

Mention your specific model and we will be able to produce the fitting for your equipment.



COMPATIBLE CATERPILLAR



COMPATIBLE EDF



COMPATIBLE VOLVO



GLH Series

EXTREME-USE ROCK BUCKET

EXTENDED-WEAR RESISTANT FOR WORK
ON ROCKY OR BLASTED TERRAINS

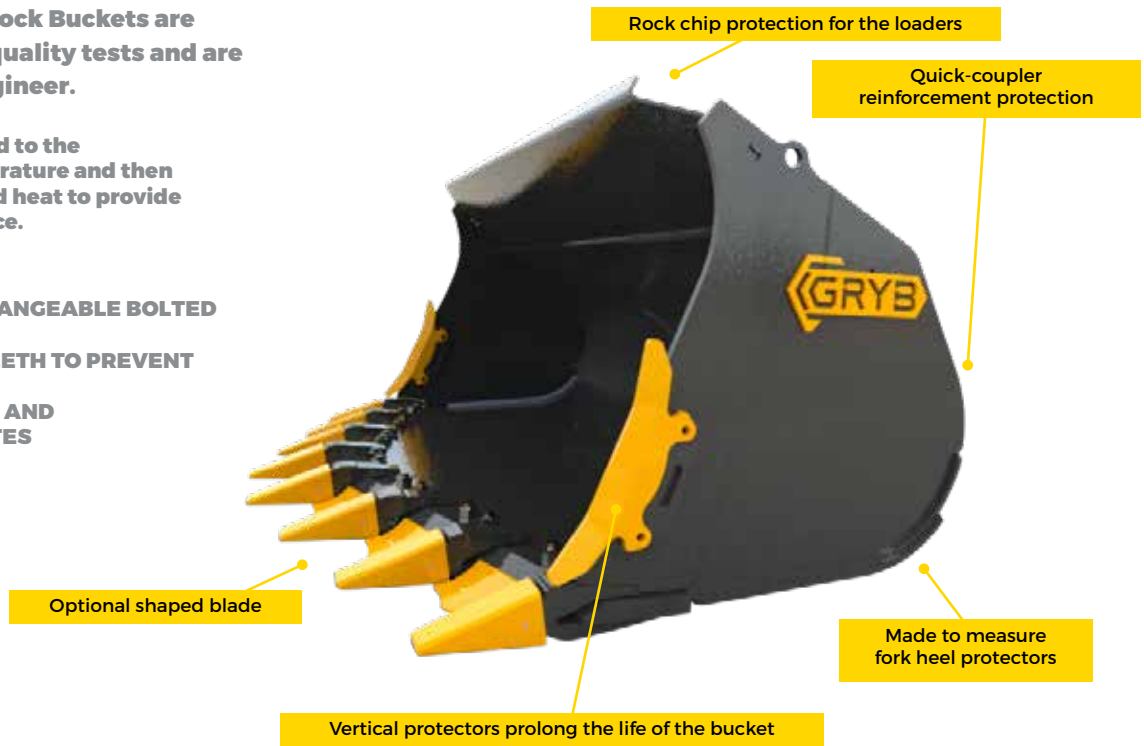


QUALITY CONTROL

Our Extreme-Use Rock Buckets are subject to several quality tests and are approved by an engineer.

Each part is preheated to the recommended temperature and then welded in a controlled heat to provide outstanding resistance.

- OPTIONAL INTERCHANGEABLE BOLTED CUTTING EDGE
- OPTIONAL INTER-TEETH TO PREVENT BLADE WEAR
- INTERCHANGEABLE AND BOLTED WEAR-PLATES





GLI Series

HIGH DUMP BUCKET



IDEAL FOR LIGHT MATERIALS SUCH AS WOODCHIPS, SAND, ETC.

- **OVERSIZED ROD FOR INTENSIVE WORK**
- **DUMP ANGLE UP TO 120°**
- **HIGH CAPACITY**

COMPLETE TOOL

This bucket is the most versatile attachment for light and multi-purpose work.

It boasts two hydraulic cylinders, enabling a 120° effortless release.

Damping pads are installed to minimize impact on return to the working position.



HD hydraulic cylinder

Bolted and interchangeable blade optional

Damping pads





GLL Series



LIGHT-MATERIALS BUCKET

IDEAL FOR LOADING LIGHT MATERIALS SUCH AS SNOW, WOODCHIPS, ETC.

- PROVIDES GOOD VISIBILITY

- OPTIMUM FILLING CAPACITY FOR SNOW REMOVAL OR LIGHT-MATERIALS WORK

- WIDE RANGE OF BUCKETS

GRYB's wide range of buckets will exceed your expectations. If it is for normal use, a better lifting capacity when working with light materials, or to improve your work in rocky and blasted terrain, these buckets are designed to offer high functionality and durability.

If you want to remove or add specific pieces to your equipment, our team will assist you and create, with your help, the best possible performance tools.

Quick-disconnect fastener compatible with all types of quick-



Interchangeable bolt-on blade included

Fork-heel protectors





**GENERAL-PURPOSE
BUCKET GLG SERIES**



COMBINATION

Complete your snow removal work more quickly and efficiently by adding a snow pusher.





GLD Series

SIDE-DUMP BUCKET



EXTENDED-WEAR RESISTANT FOR WORK IN
ROCKY OR BLASTED TERRAINS

- DUMPING ANGLE UP TO 70°
- OVERSIZED ROD FOR DEMANDING WORK
- SEQUENTIAL HYDRAULIC DISTRIBUTOR

FOR A SAFE WORK ENVIRONMENT

This bucket simplifies loading trucks in places where access is too small for a conventional loader.

These are equipped with a security system, as well as a sequential automatic release distributor for the locking device when dumping and locking back up therefore ensuring a safe work environment at all times.





GLP Series

GRAPPLE BUCKET



PRECISION HANDLING FOR YOUR DEMOLITION WORK

- **LOADING AND DUMPING AT OPTIMIZED ANGLE**
- **THE WIDEST SECTION OF THE GRAPPLE RELEASES THE BLADE**
- **OVERSIZED ROD FOR INTENSIVE WORKLOADS**

ROBUST DESIGN

Compatible with all types of quick-hitches

HD Hydraulic cylinder



Optional: Bolted-on blade

This bucket was conceived and designed with 2 grapples to offer a robust product for your professional needs.

The pronounced curvature of these two grapples allows precision handling for your demolition work.

They are an asset for the transportation of construction materials.





GLX Series

SKELETON BUCKET



IDEAL FOR SORTING AND RECYCLING MATERIALS

FOR BACKHOE LOADERS AND WHEEL LOADERS

- CUSTOM MADE TO SUIT YOUR NEEDS
- SELECT THE SPACING FOR THE OPENINGS BETWEEN THE FORKS 1 IN TO 24 IN



Size of adjustable holes

Optional: Bolted and interchangeable blade

PROPOSED COMBINATION

COMBINING SKELETON BUCKET AND GRAPPLES, GIVES YOU THE VERSATILITY OF 2 EQUIPMENTS IN 1 FOR YOUR SORTING NEEDS.

THE BUCKET CAPACITY WILL ALSO BE DECOUPLED.





FL Series

UNDERCARRIAGE

FOR ALL YOUR LIFTING AND HANDLING REQUIREMENTS



- **STURDY CONSTRUCTION**
- **FORKS ON A SIDE SHIFT AXIS**
- **DESIGN OFFERS OPTIMUM VISIBILITY**

- Compatible with hydraulic and mechanical systems
- Various forks available
- Wide variety of models and several sizes available

PROPOSED COMBINATION

Equip your undercarriage with grapples to enhance your handling precision.


Easy to handle, you will love these grapples in a minute.



Optional: Top protector

Various forks option available

Hydraulic and/or mechanical systems



UNDERCARRIAGE WITH FORK ON AXIS
(12 600 lb AND MORE)



UNDERCARRIAGE WITH FORK IFA
(21 600 lb AND LESS)





LBM Series

JIB BOOM




WARRANTY

2
YEARS

EXTENDIBLE ARM FOR HARD-TO-REACH AREAS

- INCREASES CONSTRUCTION SITE SECURITY
- OPTIMIZED DESIGN OFFERING VISIBILITY AND SAFETY IN COMPARISON TO LIFT ATTACHMENTS
- GROWING DEMAND FOR THESE PRODUCTS FOLLOWING NEW GOVERNMENT CERTIFICATION (CSST, UNIONS, CITIES, HYDRO-QUEBEC, ETC.)



LIFTING CHART INCLUDED

All our Jib booms comes with an engineer certified lifting chart.

Optimized design offering visibility and safety in comparison to lift attachments.

Growing demand for these products following new government certification (CSST, Unions, Cities, Hydro-Quebec, etc).

TYPES OF QUICK-HITCHES AVAILABLE

- Trailer hitch
- Standard hook
- Pejo hook
- Shakle





BC Series



WARRANTY

2 YEARS

ROTATING ICEBREAKER

CRUSHES ICE QUICKLY AND EFFICIENTLY

3 X FASTER THAN STANDARD ICEBREAKING OPERATIONS, EVEN AT VERY LOW TEMPERATURES.

UNIQUE ANGLED HELIX DESIGN USING A 7-TOOTH SERRATED ROLLER INSTALLED AT EVERY HALF INCH TO AVOID MARKING GROUND.

- CRUSHES ICE UP TO 2 IN THICK
- AUTOMATICALLY ADAPTS TO GROUND LEVELLING



Interchangeable bolt-on teeth assemblies

25.75" O.D.

3-Row Teeth Assembly

28-Teeth per Row = 84 Teeth per hub Assembly

Teeth Retainer Hub Assembly

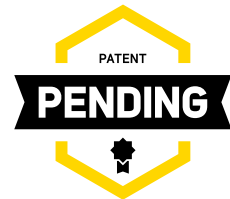
Interchangeable bolted-on teeth by section

Unique angled helix design using a 7-tooth

Rubber shock absorbers

SNOW PUSHER AS AN OPTION

(Works will be done quicker and efficiently)



BlueGRYB^{MC}

- Abrasive and melting material reduction (green solution)
- Breaks ice up to 2 in thick
- Interchangeable teeth bolted on by section to minimize maintenance costs
- Unique angled helix design using a 7-tooth serrated roller installed at every half inch to avoid marking ground
- Rubber dampers rolling for shock absorption
- Operation speed between 25 and 40 km / h

SEVERAL WIDTHS
Ranging from 41 in to 103 in

- IDEAL FOR:
- SIDEWALKS
 - ROADS
 - PARKING






S Series

DIRECTIONAL SNOW PUSHER

PERFECT FOR CLEARING SNOW FROM PUBLIC ROADS



- DIRECTIONAL BLADE
- AUTOMATIC GROUND LEVELING AND SWIVELING
- SHOCK-ABSORBER SYSTEM
- BOLT-ON LATERAL SIDES



Shock-absorber system

Several types of blade available

Swiveling, mechanical or hydraulic lateral sides

PROPOSED COMBINATION

Combine your snow pusher with an optional extension to maximize your snow-clearing operations.

Available in different sizes.





S Series

REVERSIBLE SNOW PUSHER

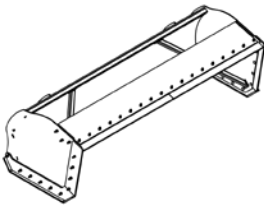
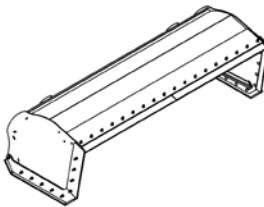
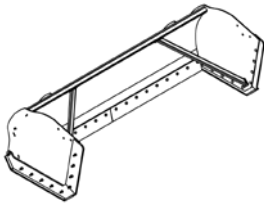


WARRANTY

2
YEARS

SEVERAL MODELS AND DIMENSIONS AVAILABLE

- Open pusher
- Sealed pusher with retraction blade
- Open pusher with retraction blade



Snow pusher with pivoting panels are guaranteed for a maximum of one year.

- DIFFERENT CHOICE OF BLADES
(TEFLON, HIGH-RESISTANCE STEEL OR ICEBREAKER)

- WELDED SIDE PANELS
(DIFFERENT LENGTHS AVAILABLE)

- OPTIONAL TOP RETRACTION BLADE





GLGB | GLLB | GLDB | FLB | ALB | ALB-SM Series



FRONT END ATTACHMENTS


IDEAL FOR MULTI-TASKING

WE MANUFACTURE ALL BACKHOE ATTACHEMENTS

GENERAL-PURPOSE BUCKET
GLGB Series



LIGHT-MATERIALS BUCKET
GLLB Series



SIDE-DUMP BUCKET
GLDB Series



UNDERCARRIAGE
FLB Series



QUICK-COUPLER "580 STYLE"
ALB Series



QUICK-COUPLER
ALB-SM Series



CUSTOM-MADE TO SUIT YOUR NEEDS

OUR SERIES PRODUCTS ARE DEVELOPED IN ORDER TO OFFER SIMPLE AND EASY ADAPTABILITY TO YOUR BACKHOES.





LARGE RANGE OF FRONT BUCKETS

GRYB's wide range of buckets will exceed your expectations. If it is for normal use, a better lifting capacity when working with light materials, or to improve your work in rocky and blasted terrain, these buckets are designed to offer high functionality and durability. If you want to remove or add specific pieces to your equipment, our team will assist you and create, with your help, the best possible performance tools.



UNDERCARRIAGE

Its sturdy construction with forks on a side shift axles will solve all your lifting and handling needs. Its design offers optimum visibility.





GBE | PGH | HELAC | AMM | AMH | PBB | PBE Series



BACKHOE ATTACHMENTS

IDEAL FOR MULTI-TASKING

WE MANUFACTURE ALL BACKHOE ATTACHMENTS



LARGE RANGE OF THUMBS

GRYB's wide range of thumbs will ease your work, no matter what it is. Each of our hydraulic thumbs (fixed axle support, extensible, or "progressive" option) has its own specifications to facilitate moving large objects or setting down items in specific places. Our improved designs allow you to maintain good visibility.



PIN GRABBER STYLE QUICK-COUPLER

Our Pin Grabber is made of heavy-duty steel and is available with a hydraulic system and two safety systems in case of hydraulic pressure failure. It is also available with a semi-manual mechanical system and spring system for an automatic coupling multi-center / center for all your attachments. It is equipped with a manual safety restraint system ensuring safe use on all your excavation work.



**CUSTOM-MADE
TO SUIT YOUR NEEDS**

OUR SERIES PRODUCTS ARE
DEVELOPED TO OFFER SIMPLE AND
EASY ADAPTABILITY TO YOUR
BACKHOES.

TEETH BUCKET
GBE Series



**"HELAC"
STYLE
QUICK-COUPLER**



**EXTENSIBLE
HYDRAULIC THUMB**
PBE Series



**HYDRAULIC THUMB
ON AXLE SUPPORT**
PBB Series



**MECANICAL OR HYDRAULIC
QUICK-COUPLER**
AMM & AMH Series



MAGNETICS

DIVISION \GRYB



RAILWAYS



RECYCLING



SEPARATION



HANDLING



MINING INDUSTRIES



The MAGNETICS division specializes in the creation and manufacture of magnets and electromagnets that are specially designed to increase productivity and facilitate work in each of the industries we work with. We offer solutions for handling, cleaning, separation, etc.

All solutions are perfectly adaptable to the machinery and the specific requirements of contractors, as well as the numerous custom projects for which we are known.



WARRANTY

2
YEARS

PGMAG Series

SCRAP MAGNET


POWERGRIP

SORTING, CLEANING AND HANDLING
FOR SCRAP YARD

DEEP-FIELD DESIGN

- HEAVY-DUTY STEEL CASING
- OFFERS AN EXCEPTIONAL CAPACITY-WEIGHT RATIO
- PERFECT COMBINAISON WITH A GRAPPLE

- Wide range of magnets in stock
- Custom design and manufacturing according to customers' needs
- Aluminum coil (copper coil available on request)
- Superior quality insulation of 220° C
- Secures, facilitates, and reduces handling processes
- 100% Canadian-made product



AVAILABLE ATTACHMENTS

- Dangling female coupler
- Rigid female coupler for magnets
- Universal attachment for grapples
- Chains
- Special attachment on request



POWERGRIP MAGNETS

PowerGrip magnets are designed and manufactured following the highest industry standards to meet the growing demands of the market.

The competitive price and light weight of these magnets make them an excellent choice to perform your daily tasks in the scrap yard and will complement other equipment such as grapples.





XGMAG Series

SCRAP MAGNET

XTREMGRIP

HANDLING AND LOADING FOR SCRAP YARD, STEEL PLANT AND PORT OPERATIONS



EXTRA DEEP-FIELD DESIGN

- HEAVY-DUTY STEEL CASING
- SECURES, FACILITATES AND DECREASES HANDLING PROCESSES
- IDEAL FOR DIFFICULT OPERATIONS

HD wire included

Robust design

- Wide range of magnets in stock
- Aluminum coil
- Copper coil available on request
- Superior quality insulation of 220° C
- High-load capacity, increased power
- 100 % Canadian-made product





XTREMGRIP MAGNETS

Ideal for intensive loading and unloading of scrap metal.

They are designed and manufactured for difficult operations in handling scrap metal.

The Deep-field and robust design makes these magnets very powerful and durable.

AVAILABLE ATTACHMENTS

- **Dangling female coupler**
- **Rigid female coupler for magnets**
- **Chains**
- **Special attachment on request**



WARRANTY

2 YEARS

HYDMAG Series

HYDRAULIC MAGNET

PERFECT FOR YOUR DEMOLITION PROJECTS



Several type of attachments available



EASY TO INSTALL

Available on XG and PG version

EASY TO SWITCH FROM ONE MACHINE TO ANOTHER. ONE MAGNET IS NOT DEDICATED TO ONLY ONE MACHINE.

FAST WIRELESS DEMAGNETISATION. (OPTIONAL)

INDEPENDANT SYSTEM

HYDMAG magnets are an important asset to any demolition equipment fleet. This unit is completely independent.

The generator is installed directly onto the magnet. Once the hydraulic hoses are connected to the excavator, you are ready to work.

A wireless controller allows for a quick demagnetisation of the magnet.

The HYDMAG is available in the PowerGRIP and XtremGRIP options.



WARRANTY

2
YEARS

BMAC Series

BATTERY MAGNET

PERFECT FOR LIGHT SCRAP METAL HANDLING DUTIES

- NO GENERATOR NEEDED
- EASILY ADAPTED TO YOUR MACHINE
- MAGNETS OF 28 IN AND 32 IN CAN BE USED WITH 12 V OR 24 V WITHOUT STRENGTH LOSS
- POWERED BY YOUR EQUIPMENT BATTERIES
- IDEAL FOR RAILWAY REPAIR OPERATIONS


OPTION AVAILABLE

- Joystick
 - Controller for multiple equipments
 - Great autonomy option
 - Conversion option from 12 v to 24 V
 - Several types of attachments
-
- 100% Canadian-made product
 - Chains included
 - 135 amp controller
 - Pedal operator control
 - No generator
 - Possibility to add teeth
 - Extra controllers available as an option
 - Without an external power source, the BMAG is a inexpensive magnet

Several types of attachments available



ALL OUR SOLUTIONS ARE PERFECTLY ADAPTABLE TO THE MACHINERY AND THE SPECIFIC REQUIREMENTS OF CONTRACTORS OF SEVERAL INDUSTRIES, SUCH AS RAILWAY INDUSTRY.



Our mission is to provide complete solutions for heavy machinery through the creation, manufacture, and adaptation of equipment and accessories that are customized to the requirements of contractors and that are specific to the work projects of each division.



MHMAG Series



HANDLING MAGNETS

SECURES, FACILITATES, AND DECREASES HANDLING PROCESSES

TAILORED COMPLETE SOLUTIONS

- COPPER OR ALUMINUM WOUND MAGNET AS REQUIRED
- INSTALLATION ON MOUNTING BRIDGE, FORKLIFT, OR ANY OTHER HANDLING MACHINE
- SAFE

INTELLIGENT CONTROLLERS

Controls are state-of-the-art with intelligent controllers linked to an HMI Bluetooth screen.

It is also possible to know the weight of the load lifted by each magnet in real time.





- 100% Canadian-made product
- Complete engineering service
- Hot work design available
- Controller and battery backup management
- Electro-permanent magnets
- Magnet improvement
- Magnet repair

CUSTOM DESIGN

GRYB MAGNETICS has the expertise to manufacture steel handling magnets in various forms, tailored to your needs.

GRYB's strength lies in its innovative characteristics as well as its creativity to meet the needs of clients.

Whether you are handling plates, loads of tubes, load of rods, rollers, or any other steel product, we have the solution.

SMAG Series



MAGNETIC SEPARATOR

IDEAL FOR PITS, AGGREGATES, STONE CRUSHING, WOOD MILLS, MRF, STEEL SHREDDERS, USED SOILS PROCESSING, AND FOUNDRIES

WEAR PLATE ON THE IMPACT SITE

GRYB ALSO MANUFACTURES UL AND CSA RECTIFIERS FOR THIS TYPE OF SEPARATOR.

- 100% CANADIAN-MADE PRODUCT
- SAFE



ELECTRO-MAGNETIC SEPARATOR
CEMAG SERIES (SELF-CLEANING)



ELECTRO-MAGNETIC SEPARATOR
EMAG SERIES (MANUAL CLEANING)



PERMANENT MAGNETIC SEPARATOR
CPMAG SERIES (SELF-CLEANING)



PERMANENT MAGNETIC SEPARATOR
PMAG SERIES (MANUAL CLEANING)



SEPARATOR
POMAG SERIES (MAGNETIC PULLEY)

- Cleated belt (CEMAG et CPMAG)
- Insulation class N (CEMAG EMAG)
- HD belt (CEMAG et CPMAG)
- Category II direct motor (CEMAG et CPMAG)
- 3 anchoring points (EMAG et PMAG)
- 4 anchoring points (CEMAG et CPMAG)
- Grade 8 magnet (CPMAG et PMAG)
- Installation at the head of the conveyor or cross belt

PERMANENT MAGNETS

These magnets are economical and very practical when no electricity is available. These suspended magnets are made of grade 8 magnets of the highest quality. They are available in manual or self-cleaning options in standard widths ranging between 18" and 72" and suspension height between 4" and 12".



SEPARATOR
DMAG Series (Magnetic drum)



Offered in self-cleaning and manual cleaning options. We offer a complete range between 3 KW to 18 KW.

The self-cleaning separators are used when a high volume of ferrous material needs to be separated from the material flow.

This electromagnet ensures you get the maximum amount of steel.

The manual cleaning separators are used to remove tramp iron material from a material flow.

The purpose of this electromagnet is to protect your equipment and avoid damage that could be caused by steel pieces

HYDRAULIC GENERATOR


CUSTOMIZED PROGRAMMING


(6 MAGNETIZATION MODES BY DEFAULT)

- EQUIPMENT FAILURE DETECTION
- HMI FOR LIVE VISUALIZATION OF EQUIPMENT PERFORMANCE
- AVAILABLE IN VERSION 9, 15, 20 AND 30 KW

INTELLIGENT CONTROLLER

We also offer a high-performance, intelligent controller for CC generators to replace the outdated mechanical controllers.





This generator, equipped with a controller, is designed to be very compact. The available hydraulic power potential on the machine provides the electricity necessary to operate the electromagnet.

A dedicated pump for the generator is installed to avoid flow fluctuations, function downturn, and uneven traction problems.

These symptoms are observed when a priority valve is being used. The controller allows for rapid magnetization and demagnetisation of the electromagnet.

- **Safe and compact**
- **Dedicated pump for generator**
- **Control valve for generator**
(use only when needed)
- **All installation cables**
- **Hydraulic piston motor**
- **Foot-switch included**

DIESEL
GENERATOR
DGEN Series



WARRANTY

2
YEARS

GDM Series

MAGNETIC BUCKET

MAGNETIC TOOTH BUCKET

**MAGNET COMPLETELY INTEGRATED TO YOUR TOOTH BUCKET
CREATE, TRIM, DEMOLISE AND MAGNETIZE
WITH ONLY ONE MULTI-PURPOSE TOOL**

- Ideal for demolition work
- Ideal for sorting material with a thumb
- Available in 230VDC or 24VDC version
- Fully protected supply wires



Available for excavator ranging from 16 to 90 tons.





PHM Series

HYDRAULIC PULVERISER

DEMOLITION TOOL



CRUSHING POWER UP TO 150 tons!

High performance cylinder with high-speed valve with a cycle time of less than 6 seconds (optional).



Available with or without electromagnet

- Several types of interchangeable teeth
- Available with or without rotation
- 5 models available
- Optional magnet (24v or 230v)
- Ranging from 10 to 50 tons

Specifications

ELECTROMAGNETS

SCRAP MAGNET

Powergrip



| MODELE NUMBER | DIAMETER (IN) | AMPERAGE | VOLTAGE (VCD) |
|---------------|---------------|----------|---------------|
| PG30 | 30 | 21 | 230 |
| PG36 | 36 | 22 | 230 |
| PG40 | 40 | 34 | 230 |
| PG48 | 48 | 38 | 230 |
| PG54 | 54 | 55 | 230 |
| PG57 | 57 | 60 | 230 |

Specifications

ELECTROMAGNETS

SCRAP MAGNET

Xtremgrip



| MODELE NUMBER | DIAMETER (IN) | AMPERAGE | VOLTAGE (VCD) |
|---------------|---------------|----------|---------------|
| XG40 | 40 | 36 | 230 |
| XG48 | 48 | 45 | 230 |
| XG54 | 54 | 55 | 230 |
| XG60 | 60 | 61 | 230 |
| XG66 | 66 | 82 | 230 |
| XG72 | 72 | 105 | 230 |
| XG78 | 78 | 125 | 230 |
| XG87 | 84 | 150 | 230 |
| XG96 | 96 | 180 | 230 |

Specifications

ELECTROMAGNETS

HYDRAULIC MAGNET



| MODELE NUMBER | DIAMETER (IN) | AMPERAGE | VOLTAGE (VCD) |
|---------------|---------------|----------|---------------|
| HYDMAG-PG36 | 36 | 22 | 230 |
| HYDMAG-PG40 | 40 | 34 | 230 |
| HYDMAG-PG48 | 48 | 38 | 230 |
| HYDMAG-PG54 | 54 | 55 | 230 |
| HYDMAG-PG57 | 57 | 60 | 230 |
| HYDMAG-XG60 | 60 | 61 | 230 |
| HYDMAG-XG66 | 66 | 80 | 230 |

Specifications

ELECTROMAGNETS

BATTERY MAGNET



| MODELE NUMBER | DIAMETER (IN) | AMPERAGE | VOLTAGE (VCD) |
|---------------|---------------|----------|---------------|
| BM28A | 28 | 85 / 42 | 12 OR 24 |
| BM32A | 32 | 85 / 42 | 12 OR 24 |
| BM36A | 36 | 40 / 80 | 12 OR 24 |
| BM40A | 40 | 40 / 80 | 12 OR 24 |
| BM48A | 48 | 50/100 | 12 OR 24 |

* Other models and shapes available on request.

* The indicated weights exclude female couplers

| POWER (KW) REQ. | WEIGHT (LB) | HMS1 | HMS2 | TURNINGS |
|-----------------|-------------|-------|-------|----------|
| 4.8 | 1 000 | 400 | 300 | 120 |
| 5.1 | 1 400 | 725 | 475 | 250 |
| 7.8 | 1 930 | 900 | 600 | 350 |
| 8.7 | 2 900 | 1 750 | 1 200 | 600 |
| 12.7 | 3 625 | 2 300 | 1 550 | 700 |
| 14 | 4 150 | 2 800 | 1 800 | 850 |


| POWER (KW) REQ. | WEIGHT (LB) | HMS1 | HMS2 | TURNINGS |
|-----------------|-------------|-------|-------|----------|
| 8.3 | 2 300 | 1 300 | 700 | 450 |
| 10.3 | 2 950 | 1 900 | 1 400 | 650 |
| 12.7 | 4 250 | 2 600 | 1 700 | 725 |
| 14.0 | 5 920 | 3 400 | 2 100 | 1 020 |
| 18.9 | 6 800 | 4 500 | 3 000 | 1 350 |
| 24.2 | 8 300 | 4 700 | 3 200 | 1 500 |
| 28.75 | 10 300 | 5 700 | 3 800 | 2 000 |
| 34.5 | 16 200 | - | - | - |
| 41.4 | 18 800 | - | - | - |

| GENERATOR POWER | WEIGHT (LB) | HMS1 | HMS2 | TURNINGS |
|-----------------|-------------|-------|-------|----------|
| 9 | 1 850 | 725 | 475 | 250 |
| 9 | 2 800 | 900 | 600 | 350 |
| 9 | 3 660 | 1 750 | 1 200 | 600 |
| 15 | 4 325 | 2 300 | 1 550 | 700 |
| 15 | 5 150 | 2 800 | 1 800 | 850 |
| 15 | 7 120 | 3 400 | 2 100 | 1 020 |
| 15 | 7 800 | 4 500 | 3 000 | 1 350 |

| WEIGHT (LB) | LIFT CAPACITY HMS1 (LB) | DUTY CYCLE (%) |
|-------------|----------------------------|----------------|
| 940 | UP TO 400 | 75 |
| 1 370 | UP TO 600 | 75 |
| 1 930 | UP TO 750 | 75 |
| 2 730 | UP TO 900 | 75 |
| 3375 | UP TO 1100 | 75 |

ALL OUR SOLUTIONS ARE PERFECTLY ADAPTABLE TO THE MACHINERY AND THE SPECIFIC REQUIREMENTS OF CONTRACTORS OF SEVERAL INDUSTRIES, SUCH AS PORT INDUSTRY.





HANDLING

DIVISION \GRYB



The HANDLING division specializes in the creation and manufacture of products designed to support the port, railway, and storage industries. Lifting and handling solutions are adaptable to the extreme conditions and the specialized equipment of these areas of activity. Thanks to our engineering department, we also offer our clients the possibility to create unique projects that can be tailored to their reality.



LBM Series

C-HOOK



MOVE AND POSITION HEAVY COILS WITH A LIFTING MACHINE

**DESIGNED TO LIFT
THE DESIRED WEIGHT**

CUSTOM MADE

We propose to our clients the creation of unique projects custom-made and designed according to their specific needs.

- AVAILABLE IN MULTIPLE DIMENSIONS AND CAPACITIES

- SUPPORT (OPTIONAL)

- BUMPER TO PROTECT THE COIL

DESIGNED TO SAVE SPACE!



LMB Series

PRONG



MOVE AND POSITION HEAVY COILS WITH A LOADER

**Designed for handling rolls or sheets
(steel, aluminum, etc.).**

Several lengths and capacities available.

- ATTACHES TO THE
UNDERCARRIAGE

- STRONG STRUCTURE

- INCREASED VISIBILITY



LMB Series

SPREADER BEAM

LIFTING AND HANDLING SOLUTIONS ADAPTED TO YOUR NEEDS



CUSTOM DESIGN

We specialize in the creation and manufacture of products designed to support the port, railway, and storage industries.

Lifting and handling solutions are adaptable to the extreme conditions and the specialized equipment of these areas of activity. Thanks to our engineering department, we also offer our clients the possibility to create unique projects that can be tailored to their reality.

DIMENSIONS AND CAPACITIES ADAPTED TO YOUR NEEDS

AVAILABLE IN SEVERAL CONFIGURATIONS AND APPLICATIONS

- HANDLING IS CONDUCTED BY CRANE, A LIFT TRUCK OR AN EXTENDABLE LOADER ARM
- AVAILABLE WITH ELECTRO-MAGNETS




LSB Series

CONTAINER SPREADER FRAME



- MODEL FOR AUTOMATIC OR MANUAL CRANE
- FOR 20 'OR 40' CONTAINER
- MODEL AVAILABLE FOR LOADER



TEST STATION

Capacity of 150 TONNES

- Allows testing of lifting equipment up to 50 'x 10' x 17 'dimensions
- Also available for electromagnet

ALSO AVAILABLE

- Analysis of welds
- Equipment certification
- Annual testing
- Certificate of conformity



LONG REACH

DIVISION \ GRYB



CONSTRUCTION



DEMOLITION



The LONG REACH division specializes in the creation and manufacture of long and high-reach products and accessories primarily used in excavation and demolition. Easily adaptable to all existing excavators on the market, our products surpass the requirements of contractors calling for very precise technical specifications. Thanks to our qualified team of engineers, we have developed expertise in the production of custom projects, thus allowing our clients to be more productive and competitive.





LR Series

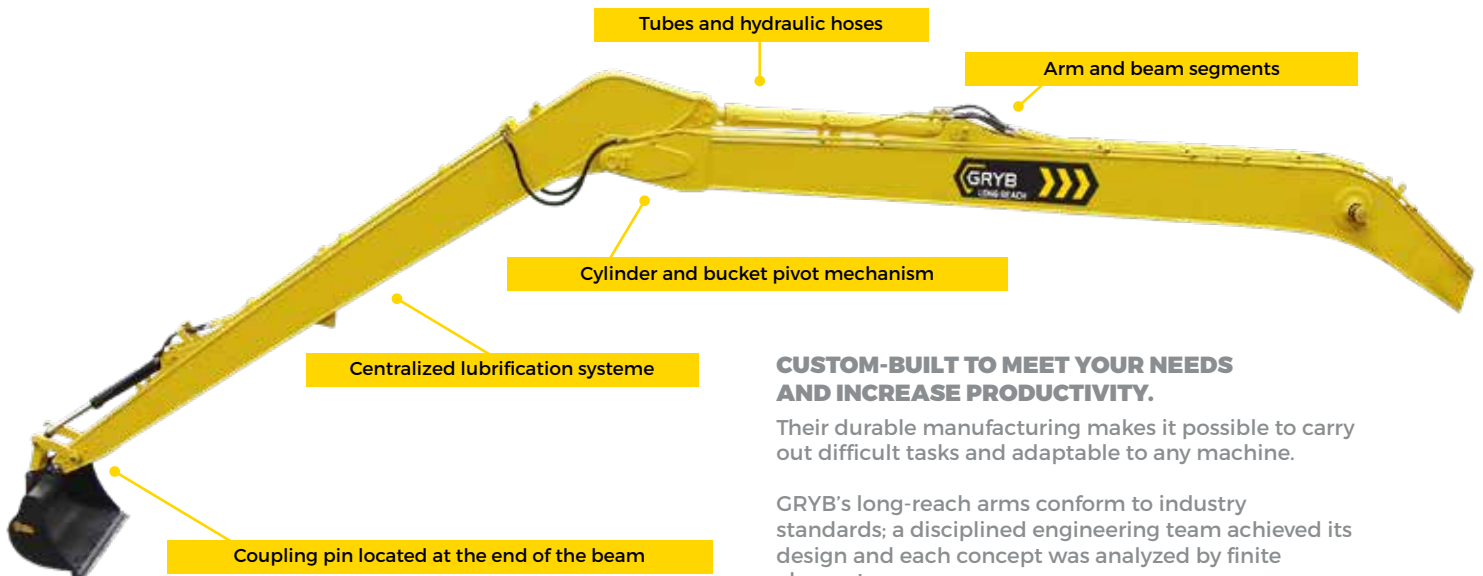
LONG REACH

TAKE YOUR PROJECTS TO A WHOLE NEW LEVEL



CUSTOM-MADE

- LENGTH ADAPTED TO YOUR REQUIREMENTS
- OPTIMIZED WEIGHT
- FITS ALL MAKES OF EXCAVATOR
- CARRY OUT DIFFICULT TASKS



CUSTOM-BUILT TO MEET YOUR NEEDS AND INCREASE PRODUCTIVITY.

Their durable manufacturing makes it possible to carry out difficult tasks and adaptable to any machine.

GRYB's long-reach arms conform to industry standards; a disciplined engineering team achieved its design and each concept was analyzed by finite elements.

The smooth and stable operation and optimal distribution ratio of weight-strength (resistance) of our arms bring them to a whole new level.





GRYB designs and manufactures long-reach booms for all types of excavators to enable our clients to accomplish their most demanding projects.

APPLICATIONS

- Dredging of rivers and oceans
- Excavation of deep foundations
- Construction of ditches
- Construction of coastal dikes
- Pond dredging





HR Series

HIGH-REACH ARM

DEMOLITION OF HIGH BUILDINGS AND ROAD INTERCHANGES



SPECIALLY DESIGNED TO WORK WITH YOUR DEMOLITION EQUIPMENT

- IDEAL FOR TIGHT-SPACE DEMOLITION
- A DISCIPLINED ENGINEERING TEAM ACHIEVED ITS DESIGN

With its wide-operating range, it allows the carrying out of demolition safely

- Its manufacturing makes it easily adapted to any machine
- Several options available

Centralized lubrication system

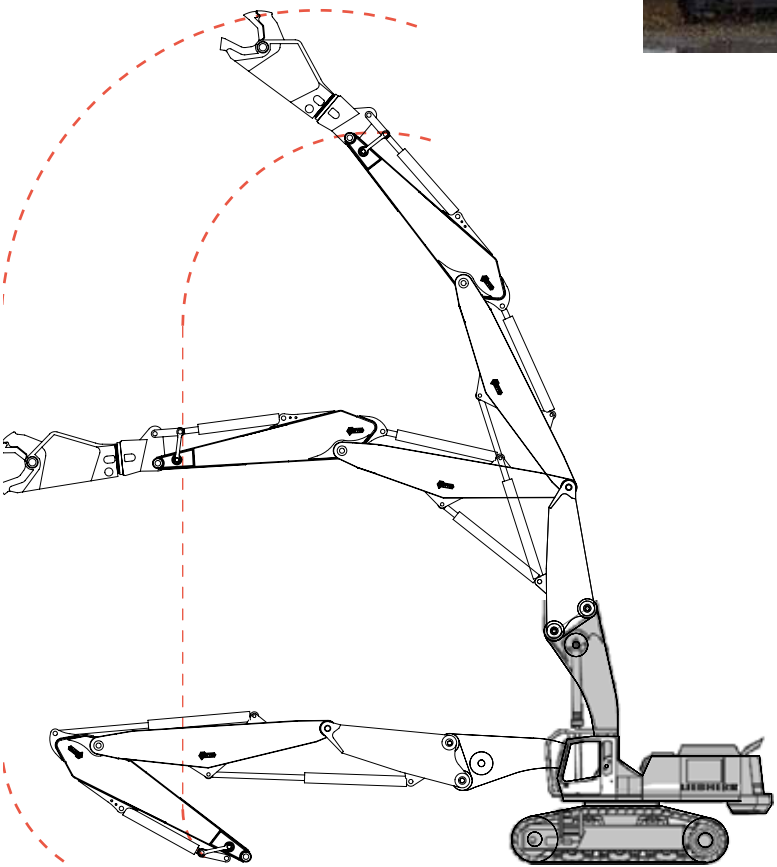
Joint cylinder for a second and third member

Arm and beam segments

Tubes and hydraulic hoses

Cylinder and bucket pivot mechanism

Optional: Cylinder guard



AVAILABLE

- Cabin protection
- Excavator protection
- Traction with enlargement hydraulic or mechanical
- Counterweight
- Range limiter



WARRANTY

1
YEAR

BDR Series

DEMOLITION ARM

DESIGNED FOR THE DEMOLITION OF HIGH
WOODEN STRUCTURES

IDEAL FOR HIGH DEMOLITION WORK (LIGHTWEIGHT)

- COMPATIBLE WITH ALL EXCAVATOR BRANDS
- THE BOLTED HEAD ALLOWES THE USE OF VARIOUS FORMS OF CLAWS



Kit of bolting female couplers

PROPOSED COMBINATION

Female couplers on a bolted plate allow the use of the demolition arm on multiple excavators.





LS Series

BOOM AND STICK



ACTS AS AN INTERMEDIARY BETWEEN THE ORIGINAL BOOM AND THE LONG-REACH BOOM

AFFORDABLE WAY TO INCREASE THE WORK RANGE

EASY WAY TO BRING THE MACHINE BACK INTO OPERATION
MEETS THE HIGHEST STANDARDS



OPTIONS

- Counterweight
- Wide range of buckets
- Quick-couplers
- Attachment guidance system (depth)
- Auxiliary hydraulic system
- Proximity switch (Rear sensor)
- Extra LED lights
- Stick cylinder
- Cylinder and bucket's pivot mechanism

*Also available in the Drop nose model for material handling.





SE Series

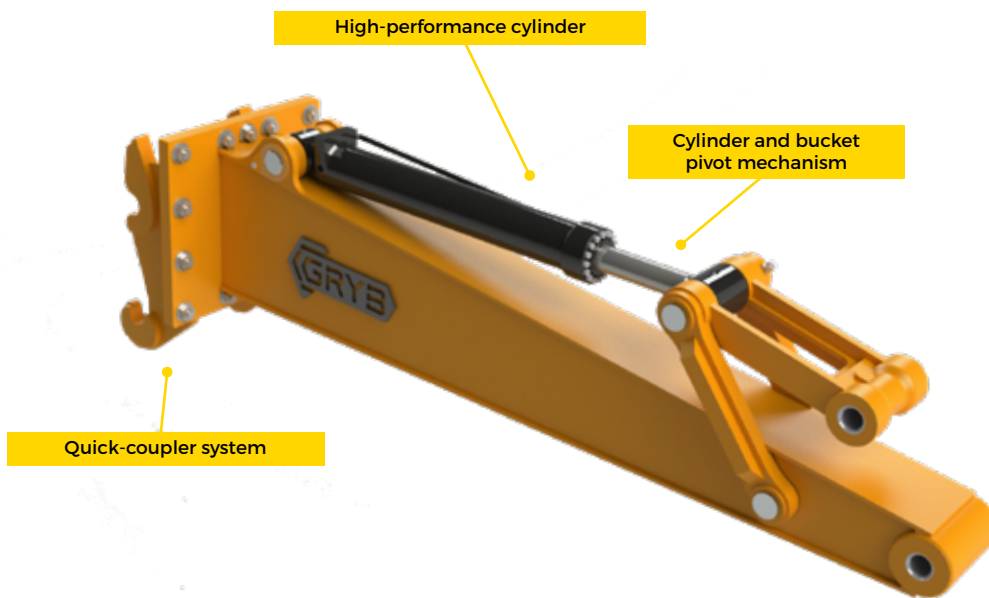
BOOM AND STICK EXTENSION

EASILY ADAPTED TO YOUR MACHINE



ALLOWS TO QUICKLY SWITCH BETWEEN A LONG-REACH EXCAVATOR AND THE ORIGINAL EXCAVATOR.

FINITE ELEMENT METHODS OF ANALYSIS ARE EMPLOYED TO ENSURE PRODUCT RELIABILITY AND DURABILITY. LIGHT-DUTY DREDGING.



INCREASES THE WORK RANGE OF THE EXCAVATOR AND WIDENS THE RANGE OF POSSIBLE OPERATIONS.

Several lengths available for each excavator.

OPTIONS

- Counterweight
- Wide range of buckets available
- Quick-coupler
- Attachment guidance system (depth)



MH Series

SPECIALIZED ARM FOR HANDLING MATERIALS

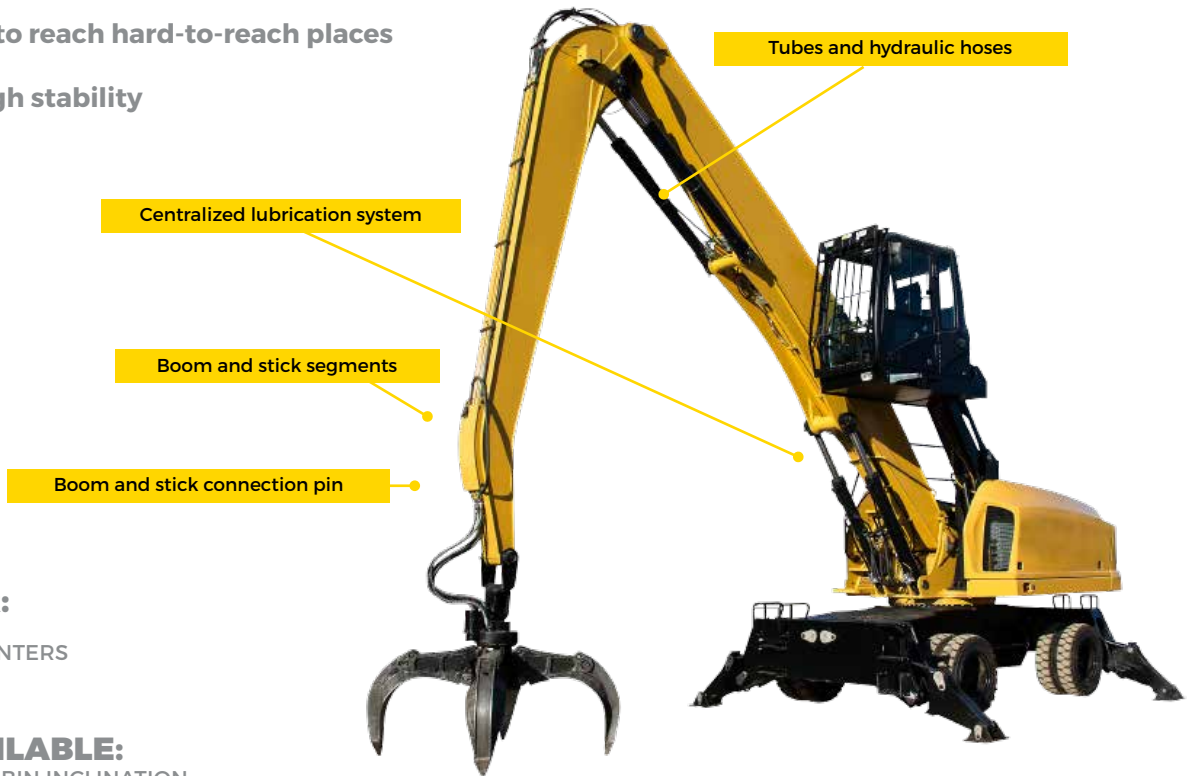


ALLOW TO EMPTY BARGES, BOATS, TRAINS

ALLOW TO WORK NEARBY, REMOTELY AND IN HEIGHT.
FASTER AND EFFICIENT MATERIAL SORTING.

ALSO DESIGNED FOR WOODCOURSES, RECYCLING CENTERS, AND SCRAP YARDS.

- Allows you to reach hard-to-reach places
- Provides high stability



MADE FOR:

- WOOD YARDS
- RECYCLING CENTERS
- SCRAP YARDS

ALSO AVAILABLE:

- HYDRAULIC CABIN INCLINATION
- HYDRAULIC CABIN ELEVATOR
- FIXED CABIN LIFTER

DESIGNED SPECIFICALLY TO MEET CUSTOMER NEEDS, IT OFFERS THE OPERATOR SUPERIOR CONTROL.



SPECIAL PROJECTS



SALES PROGRAM

BECOME A DEALER!

We are currently looking for distributors interested in selling or distributing our products.

We cooperate with our distributors to provide useful selling tips and a complete understanding of our products.

We offer an attractive discount program.

Financing plan available.

SALES SUPPORT

- A full-time on-the-road sales team providing sales support
- Personalized training program for each distributor
- On-site measurements
- Customized designs tailored to our customers' needs
- Replacement parts available express (24 h)
- Big engineering team
- Big service team
- Technical support and demonstrations during trade shows
- Marketing Support (flyers, datasheets, advertisements, newsletters, videos, website)
- Enhancement of our customers' visibility



If you have any questions, please feel free to contact us:

1 844 604-1396 | info@gryb.ca | GRYB.CA


GRYB is a passionate, innovative, and dynamic team coordinated to respond quickly and efficiently to each of its clients.

Our teams of representatives and technicians on the road are always ready and available.

We also offer a multitude of solutions, custom and turnkey projects, financing options, equipment loans, and large and small tips that make the difference.

All solutions are good when it comes to simplifying our clients' workload. Our corporate culture is innovation-based and our clients reap the benefits.





GRYB.CA

info@gryb.ca



819 604-1396

1400, Boulevard Pierre-Roux Est, Victoriaville (Québec) G6T 2T7 Canada